








Results Matrix

Outcomes

Outcome:	1 Integration of climate action in the political and fiscal management of the Ministry of Economy										
Indicators	Flags*	Unit of Measure	Baseline	Baseline Year	Means of verification		2023	2024	2025	2026	EOP
1.1 Climate action integrated into the fiscal policy management framework and strengthened institutional capacities for its		#institutions/ministries	0.00	2023	Final report	P	0.00	0.00	0.00	1.00	1.00
						P(a)	0.00	0.00	0.00	1.00	1.00
						A					

 CRF Indicator

Outputs: Annual Physical and Financial Progress

1 Strategic framework and action plan						Physical Progress					Financial Progress									
Outputs	Output Description	Unit of Measure	Baseline	Baseline Year	Means of verification		2023	2024	2025	2026	EOP		2023	2024	2025	2026	EOP	Theme	Fund	Flags
1.1 Action plans designed	Action plans to improve strategic tax planning for climate change	Action Plans (#)	0	2023	Final report	P	0	0	1	0	1	P	0	10000	25000	0	35000	Institutional Development	FFP	
						P(a)	0	0	1	0	1	P(a)	0	10000	25000	0	35000			
						A						A								
1.2 Methodologies designed/strengthened	metodologías para incluir los efectos del cambio climático a la programación macro-fiscal, marco de de desarrollo	Methodologies (#)	0	2023	Final report	P	0	1	2	0	3	P	0	45000	130000	0	175000	Institutional Development	FFP	
						P(a)	0	1	2	0	3	P(a)	0	45000	130000	0	175000			
						A						A								
2 Development and implementation of green fiscal management instruments/methodologies						Physical Progress					Financial Progress									
Outputs	Output Description	Unit of Measure	Baseline	Baseline Year	Means of verification		2023	2024	2025	2026	EOP		2023	2024	2025	2026	EOP	Theme	Fund	Flags
2.1 Methodologies designed/strengthened	Metodologías/ herramientas para la gestión fiscal verde: identificación, seguimiento y evaluación del costo	Methodologies (#)	0	2023	Final report	P	0	2	4	0	6	P	80000	110000	270000	0	460000	Institutional Development	FFP	
						P(a)	0	2	4	0	6	P(a)	80000	110000	270000	0	460000			
						A						A								
2.2 Diagnostics and assessments completed	Diagnósticos y recomendaciones para la mejora de la identificación, seguimiento y evaluación del costo	Diagnostics (#)	0	2023	Final report	P	0	1	1	0	2	P	0	10000	50000	0	60000	Institutional Development	FFP	
						P(a)	0	1	1	0	2	P(a)	0	10000	50000	0	60000			
						A						A								
3 Dissemination of knowledge and training						Physical Progress					Financial Progress									
Outputs	Output Description	Unit of Measure	Baseline	Baseline Year	Means of verification		2023	2024	2025	2026	EOP		2023	2024	2025	2026	EOP	Theme	Fund	Flags
3.1 Training products developed	Training programs aimed at public officials	Products (#)	0	2023	Final report	P	1	3	3	0	7	P	20000	130000	150000	0	300000	Institutional Development	FFP	
						P(a)	1	3	3	0	7	P(a)	20000	130000	150000	0	300000			
						A						A								
4 Technical support to facilitate the implementation of green fiscal policies						Physical Progress					Financial Progress									
Outputs	Output Description	Unit of Measure	Baseline	Baseline Year	Means of verification		2023	2024	2025	2026	EOP		2023	2024	2025	2026	EOP	Theme	Fund	Flags
4.1 Action plans designed	Technical advice on the implementation of the climate action plan; Intersectoral coordination and with	Action Plans (#)				P	0	0	0	1	1	P	20000	60000	60000	30000	170000	Institutional Development	FFP	
						P(a)	0	0	0	1	1	P(a)	20000	60000	60000	30000	170000			
						A						A								

Other Cost

Total Cost

	2023	2024	2025	2026	Total Cost
P	\$120,000.00	\$365,000.00	\$685,000.00	\$30,000.00	\$1,200,000.00
P(a)	\$120,000.00	\$365,000.00	\$685,000.00	\$30,000.00	\$1,200,000.00
A					