







Results Matrix

Outcomes

Outcome:1 An experimental evaluation developed and performed to establish an evidence-based strategy for STEAM

 CRF Indicator

Outputs: Annual Physical and Financial Progress

1 Evaluation of EQIP II						Physical Progress					Financial Progress							
Outputs	Output Description	Unit of Measure	Baseline	Baseline Year	Means of verification		2023	2024	2025	EOP		2023	2024	2025	EOP	Theme	Fund	Flags
1.1 Experimental impact evaluation (ex-ante or ex-post) performed	Follow-up data collection	Evaluation Final Report (#)	0	2023	Evaluation report	P	0	0	1	1	P	0	0	50000	50000	Education	W2E	
						P(a)	0	0	1	1	P(a)	0	0	50000	50000			
						A					A							
1.2 Supervision reports completed	Progress report	Reports (#)	0	2023	Supervision report	P	1	1	1	3	P	30000	20000	10000	60000	Education	W2E	
						P(a)	1	1	1	3	P(a)	30000	20000	10000	60000			
						A					A							
1.3 New databases created	Database	Databases (#)	0	2023	Database	P	0	0	1	1	P	0	0	20000	20000	Education	W2E	
						P(a)	0	0	1	1	P(a)	0	0	20000	20000			
						A					A							
1.4 Monitoring and Evaluation Plan developed	Monitoring and evaluation plan	Plans (#)	0	2023	Monitoring and Evaluation Plan Report	P	0	1	0	1	P	0	50000	0	50000	Education	W2E	
						P(a)	0	1	0	1	P(a)	0	50000	0	50000			
						A					A							
2 Dissemination						Physical Progress					Financial Progress							
Outputs	Output Description	Unit of Measure	Baseline	Baseline Year	Means of verification		2023	2024	2025	EOP		2023	2024	2025	EOP	Theme	Fund	Flags
2.1 Workshops organized	Workshop	Workshops (#)	0	2023	Workshop report	P	0	0	1	1	P	0	0	5000	5000	Education	W2E	
						P(a)	0	0	1	1	P(a)	0	0	5000	5000			
						A					A							
2.2 Technical notes created	Note developed	Notes (#)	0	2023	Technical Note	P	0	0	1	1	P	0	0	15000	15000	Education	W2E	
						P(a)	0	0	1	1	P(a)	0	0	15000	15000			
						A					A							

Other Cost

Total Cost

	2023	2024	2025	Total Cost
P	\$30,000.00	\$70,000.00	\$100,000.00	\$200,000.00
P(a)	\$30,000.00	\$70,000.00	\$100,000.00	\$200,000.00
A				

 CRF Indicator

 Standard Output Indicator