










Results Matrix

Outcomes

Outcome:	1 Subnational governments with strengthened capabilities for the design and implementation of digital government						
Indicators	Flags*	Unit of Measure	Baseline	Baseline Year	Means of verification	EOP	
1.1 Number of subnational governments with strengthened capabilities for design and implementation of digital government		#Governments	0.00	2022	Evaluation report. Product 3.2	P	5.00
						P(a)	5.00
						A	

CRF Indicator

Outputs: Annual Physical and Financial Progress

1 Support for projects under preparation or execution						Physical Progress					Financial Progress					Theme	Fund	Flags
Outputs	Output Description	Unit of Measure	Baseline	Baseline Year	Means of verification	2023	2024	2025	EOP	2023	2024	2025	EOP					
1.1 Technical notes created	Technical assistance reports on Digital Governance and Digital Strategy delivered	Notes (#)	0	2022	Consultancy final report approved	P	0	1	1	2	P	0	15000	15000	30000	Institutional Development	W2C	
						P(a)	0	1	1	2	P(a)	0	15000	15000	30000			
						A					A							
1.2 Technical notes created	Terms of reference for complex Information Technology procurement processes prepared	Notes (#)	0	2022	Consultancy final report approved	P	1	2	2	5	P	15000	15000	15000	45000	Institutional Development	W2C	
						P(a)	1	2	2	4	P(a)	15000	15000	15000	30000			
						A					A							
1.3 Institutional strengthening programs delivered	PIUs strengthened	Programs (#)	0	2022	Consultancy final report approved	P	2	2	2	6	P	30000	30000	15000	75000	Institutional Development	W2C	
						P(a)	2	2	2	4	P(a)	30000	30000	15000	45000			
						A					A							
2 Diagnostics and Action Plans for New Projects						Physical Progress					Financial Progress					Theme	Fund	Flags
Outputs	Output Description	Unit of Measure	Baseline	Baseline Year	Means of verification	2023	2024	2025	EOP	2023	2024	2025	EOP					
2.1 Diagnostics and assessments completed	Number of Cartas Consulta (Project Proposal) prepared for submission to the Federal Government	Diagnostics (#)	0	2022	Consultancy final report approved	P	1	1	1	3	P	15000	15000	10000	40000	Institutional Development	W2C	
						P(a)	1	1	1	2	P(a)	15000	15000	10000	25000			
						A					A							
2.2 Institutional strengthening programs delivered	Economic Analysis for new projects completed	Programs (#)	0	2022	Consultancy final report approved	P	1	1	1	3	P	30000	40000	40000	110000	Institutional Development	W2C	
						P(a)	1	1	1	2	P(a)	30000	40000	40000	80000			
						A					A							
3 Community of Practice of State-level Digital Government Projects						Physical Progress					Financial Progress					Theme	Fund	Flags
Outputs	Output Description	Unit of Measure	Baseline	Baseline Year	Means of verification	2023	2024	2025	EOP	2023	2024	2025	EOP					
3.1 Workshops organized	Workshops for Digital Government Project Managers completed	Workshops (#)	0	2022	Workshops delivered	P	1	2	2	5	P	10000	25000	30000	65000	Institutional Development	W2C	
						P(a)	1	2	2	4	P(a)	10000	25000	30000	55000			
						A					A							
3.2 Non-experimental impact evaluation (ex-ante or ex-post) performed	Preliminary evaluation of Brasil Mais Digital CCLIP	Evaluation Final Report (#)	0	2022	Consultancy final report approved	P	0	0	1	1	P	0	0	35000	35000	Institutional Development	W2C	
						P(a)	0	0	1	1	P(a)	0	0	35000	35000			
						A					A							

Other Cost

Total Cost

	2023	2024	2025	Total Cost
P	\$100,000.00	\$140,000.00	\$160,000.00	\$400,000.00
P(a)	\$100,000.00	\$140,000.00	\$160,000.00	\$300,000.00
A				

CRF Indicator

Standard Output Indicator