







Results Matrix

Outcomes

Outcome:	1 Strengthen processes and data management of the migrant population in Chile							
Indicators	Flags*	Unit of Measure	Baseline	Baseline Year	Means of verification	2024		EOP
1.1 Roadmap for digital transformation adopted, based on the identification of gaps in governance, human resources,		1	0.00	2022	Roadmap adopted	P		1.00
						P(a)		
						A		

 CRF Indicator

Outputs: Annual Physical and Financial Progress

1 Desarrollo del Sistema de Indicadores de medios de vida para la población migrante						Physical Progress				Financial Progress				Theme	Fund	Flags
Outputs	Output Description	Unit of Measure	Baseline	Baseline Year	Means of verification	2023	2024	EOP	2023	2024	EOP					
1.1 Diagnostics and assessments completed	diagnóstico de la información disponible de medios de vida para la población migrante	Diagnostics (#)	0	2022	Diagnostic Assessment	P	1	0	1	P	23000	0	23000	Social Development	W2E	
						P(a)	0	0	0	P(a)	23000	0	23000			
						A				A						
1.2 Propuesta de indicadores de medios de vida para población migrante		report	0	2022	Report	P	0	1	1	P	0	24000	24000	Migration	W2E	
						P(a)	0	0	0	P(a)	0	24000	24000			
						A				A						
1.3 Training workshops delivered	Capacitación del personal de las entidades involucradas	Workshops (#)	0	2022	Workshop minutes	P	0	1	1	P	0	23000	23000	Social Development	W2E	
						P(a)	0	0	0	P(a)	0	23000	23000			
						A				A						
2 Apoyo a la transformación digital del sector migratorio en Chile						Physical Progress				Financial Progress				Theme	Fund	Flags
Outputs	Output Description	Unit of Measure	Baseline	Baseline Year	Means of verification	2023	2024	EOP	2023	2024	EOP					
2.1 Diagnostics and assessments completed	Un reporte completo del estado de adopción tecnológica y habilidades digitales de las empresas/instituciones	Diagnostics (#)	0	2022	Diagnostic Assessment	P	1	0	1	P	73000	0	73000	Digital Economy	W2E	
						P(a)	0	0	0	P(a)	73000	0	73000			
						A				A						
2.2 Institutional development plan designed	De acuerdo al diagnóstico realizado, se diseñara una hoja de ruta para la transfromación digital e interoperabilidad de los sistemas	Plans (#)	0	2022	Roadmap designed	P	0	1	1	P	0	74500	74500	Social Development	W2E	
						P(a)	0	0	0	P(a)	0	74500	74500			
						A				A						
2.3 Workshops organized	Mid roadmap report workshop for consultation with parts involved	Workshops (#)	0	2022	Workshop minutes	P	0	1	1	P	0	32500	32500	Digital Economy	W2E	
						P(a)	0	0	0	P(a)	0	32500	32500			
						A				A						

Other Cost

Total Cost

	2023	2024	Total Cost
P	\$96,000.00	\$154,000.00	\$250,000.00
P(a)	\$96,000.00	\$154,000.00	\$250,000.00
A			