


Inter-American Development Bank - IDB




Results Matrix

Outcomes

Outcome:	1 Promote economic inclusion through training and certification of labor competencies, for the promotion of new labor es in decent conditions that promote labor inclusion in high demand jobs and green jobs in the Circular Economy, ve focus on migrant population and women.						
Indicators	Flags*	Unit of Measure	Baseline	Baseline Year	Means of verification	EOP	
1.1 1.1 Individuals benefiting from competency certification programs.		beneficiaries	0.00	2022	Consultancy reports	P	1,200.00
						P(a)	
						A	
1.2 1.2 Tools for evaluating SECAP-approved competency certification programs for management purposes		planning tools	0.00	2022	Consultancy reports	P	1.00
						P(a)	
						A	

 CRF Indicator

Outputs: Annual Physical and Financial Progress

1 Identification and diagnosis. Identify the population to be trained: population in human mobility, host population, women, grassroots recyclers.						Physical Progress				Financial Progress						
Outputs	Output Description	Unit of Measure	Baseline	Baseline Year	Means of verification		2023	2024	EOP		2023	2024	EOP	Theme	Fund	Flags
1.1 Tools designed/strengthened	Create a registry of beneficiaries of the training process, with national projection; (ii) Collect information to generate a social	Tools (#)	0	2023	Consultancy reports	P	1		1	P	35000	0	35000	Labor Markets	W2E	
						P(a)	1		1	P(a)	35000	0	35000			
						A				A						
2 Training and certification of labor competencies						Physical Progress				Financial Progress						
Outputs	Output Description	Unit of Measure	Baseline	Baseline Year	Means of verification		2023	2024	EOP		2023	2024	EOP	Theme	Fund	Flags
2.1 Pilot interventions implemented	Design and implement a plan for on-the-job training and certification of competencies.	Pilots (#)	0	2023	Consultancy reports	P	1	1	1	P	50000	50000	100000	Labor Markets	W2E	
						P(a)	1	1	1	P(a)	50000	50000	100000			
						A				A						
3 Apoyo a la evaluación de la contribución de los procesos de capacitación						Physical Progress				Financial Progress						
Outputs	Output Description	Unit of Measure	Baseline	Baseline Year	Means of verification		2023	2024	EOP		2023	2024	EOP	Theme	Fund	Flags
3.1 Impact evaluations designed	Diseño de un modelo de evaluación, cuya finalidad será medir el grado de contribución de los procesos formativos respecto a	Evaluations (#)	0	2022	consultancy reports	P	1		1	P	15000	0	15000	Social Development	W2E	
						P(a)	1		1	P(a)	15000	0	15000			
						A				A						

Other Cost
------------

Total Cost

	2023	2024	Total Cost
P	\$100,000.00	\$50,000.00	\$150,000.00
P(a)	\$100,000.00	\$50,000.00	\$150,000.00
A			