







Results Matrix								
Outcomes								
Outcome:	1 <a href="#">Support the Guatemalan public administration in the digital transformation process</a>							
Indicators	Flags*	Unit of Measure	Baseline	Baseline Year	Means of verification	EOP		
1.1 SATs Digital Maturity Index (IMD/BID)		Score	25.00	2020	Final report	P	35.00	
						P(a)		
						A		
 CRF Indicator								

Outputs: Annual Physical and Financial Progress

1 Development of institutional capacities for the digital transformation of the SAT						Physical Progress					Financial Progress					Theme	Fund	Flags		
Outputs	Output Description	Unit of Measure	Baseline	Baseline Year	Means of verification	2023	2024	2025	2026	EOP	2023	2024	2025	2026	EOP					
1.1 Action plans designed	Specialized human resource management strategy and action plan for technical staff training, prepared.	Action Plans (#)	0	2023	Report on the action plan	P	0	1	0	0	1	P	0	36000	0	0	36000	Institutional Development	W2C	
						P(a)	0	1	0	0	1	P(a)	0	36000	0	0	36000			
						A					A									
1.2 Methodologies designed/strengthened	Digital tax policy report that includes a risk management methodological proposal prepared.	Methodologies (#)	0	2023	Final report	P	0	1	0	0	1	P	0	32000	0	0	32000	Institutional Development	W2C	
						P(a)	0	1	0	0	1	P(a)	0	32000	0	0	32000			
						A					A									
2 Mechanisms for the development of digital maturity of the SAT						Physical Progress					Financial Progress					Theme	Fund	Flags		
Outputs	Output Description	Unit of Measure	Baseline	Baseline Year	Means of verification	2023	2024	2025	2026	EOP	2023	2024	2025	2026	EOP					
2.1 Institutional development plan designed	Plan for SAT’s strenghtening	Plans (#)			Final consultant’s report	P	0	0	1	0	1	P	0	0	30000	0	30000	Institutional Development	W2C	
						P(a)	0	0	1	0	1	P(a)	0	0	30000	0	30000			
						A					A									
2.2 Operational manuals developed	Guidelines for the development of digital tools developed	Manuals (#)	0	2023	Final consultant’s report about the guidelines	P	0	0	1	0	1	P	0	0	44000	0	44000	Institutional Development	W2C	
						P(a)	0	0	1	0	1	P(a)	0	0	44000	0	44000			
						A					A									
3 Training, dissemination and strengthening of strategic alliances						Physical Progress					Financial Progress					Theme	Fund	Flags		
Outputs	Output Description	Unit of Measure	Baseline	Baseline Year	Means of verification	2023	2024	2025	2026	EOP	2023	2024	2025	2026	EOP					
3.1 Training workshops delivered	Workshops or seminars in digital transformation	Workshops (#)	0	2023	Workshops's Presentations	P	0	0	2	1	3	P	0	0	43000	15000	58000	Institutional Development	W2C	
						P(a)	0	0	2	1	3	P(a)	0	0	43000	15000	58000			
						A					A									

Other Cost
------------

Total Cost

	2023	2024	2025	2026	Total Cost
P		\$68,000.00	\$117,000.00	\$15,000.00	\$200,000.00
P(a)		\$68,000.00	\$117,000.00	\$15,000.00	\$200,000.00
A					