






Results Matrix

Outcomes										
Outcome:	1 1. Provide comprehensive care through the implementation of spaces for reception, integration, protection, and administrative support services, called Migracentros in Lima, through the implementation of a route of inclusion and social cohesion for the population in a situation of human mobility, especially Venezuelans, with differentiated attention									
Indicators	Flags*	Unit of Measure	Baseline	Baseline Year	Means of verification		2023	2024	2025	EOP
1.1 Increased capacity of public and/or private service providers in targeted countries to provide protection and		# Public service provider	0.00	2023	mid-term and final evaluations	P	2.00			2.00
						P(a)	2.00			2.00
						A				
1.2 Migrants in conditions of human mobility, with emphasis on Venezuelans, and members of the host community, who		# Beneficiaries	0.00	2023	Migracentros information system	P	1,000.00	90,000.00	2,000.00	12,000.00
						P(a)	1,000.00	9,000.00	2,000.00	12,000.00
						A				
1.3 Support protection and social services to Venezuelan refugees, migrants, and host community members, particularly		# Beneficiaries	0.00	2023	Migracentros information system	P	2,000.00	20,000.00	2,000.00	24,000.00
						P(a)	2,000.00	20,000.00	2,000.00	24,000.00
						A				
1.4 Women benefiting from protection routes and sexual and reproductive health care services delivered or referred		# Beneficiaries	0.00	2023	Migracentros information system	P	1,000.00	9,000.00	2,000.00	12,000.00
						P(a)	1,000.00	9,000.00	2,000.00	12,000.00
						A				
Outcome:	2 2. Improve efficiency in the delivery of migration services for the local community and foreigners, especially Venezuelans									
Indicators	Flags*	Unit of Measure	Baseline	Baseline Year	Means of verification		2023	2024	2025	EOP
2.1 Reduction in average of passport/ccf processing time for locals and migrants		#Days	90.00	2023	Migracentros information system	P		50.00	30.00	30.00
						P(a)		50.00	30.00	30.00
						A				
2.2 Number of processes initiated and finalized, monitored through the Migracentros' procedure tracking		#Processes	0.00	2023	Migracentros information system	P	10,000.00	100,000.00	10,000.00	120,000.00
						P(a)	10,000.00	100,000.00	10,000.00	120,000.00
						A				
2.3 Number of beneficiaries who has processes initiated and finalized, monitored through the Migracentros'		# Beneficiaries	0.00	2023	Migracentros information system	P	5,000.00	50,000.00	5,000.00	60,000.00
						P(a)	5,000.00	50,000.00	5,000.00	60,000.00
						A				

 CRF Indicator

Outputs: Annual Physical and Financial Progress

1 Adequacy of physical spaces for the operation of the Migracentros						Physical Progress					Financial Progress					Theme	Fund	Flags
Outputs	Output Description	Unit of Measure	Baseline	Baseline Year	Means of verification		2023	2024	2025	EOP		2023	2024	2025	EOP			
1.1 Number of Migracentros adequate and equipped to provide migration and social services.		#Pilots	0	2023	Consultancy reports	P	2	2		2	P	103541	100000		203541	Migration	CCF	
						P(a)	2	2		2	P(a)	103541	100000		203541			
						A					A							
2 Strengthen the capacities of the technical teams that will provide services at the Migracentros						Physical Progress					Financial Progress					Theme	Fund	Flags
Outputs	Output Description	Unit of Measure	Baseline	Baseline Year	Means of verification		2023	2024	2025	EOP		2023	2024	2025	EOP			
2.1 Methodologies designed/strengthened	It is referred to: 1. the design a process flow manual that allows interoperability; 2. the protocols for the validation of the data	Methodologies (#)	0	2023	Consultancy reports	P	1	1	1	3	P	8000	4000	4000	16000	Social Development	CCF	
						P(a)	1	1	1	3	P(a)	8000	4000	4000	16000			
						A					A							
2.2 Pilot interventions implemented	Pilot interventions implemented (corresponds to the delivery of services through the management model of	Pilots (#)	0	2023	Consultancy reports	P	2	2	2	2	P	77558	121875	22161	221594	Social Development	CCF	
						P(a)	2	2	2	2	P(a)	77558	121875	22161	221594			
						A					A							
2.3 Training workshops delivered	Training workshops that include a gender equality component delivered	Workshops (#)	0	2023	Consultancy reports	P	1	2	1	4	P	2500	5000	2500	10000	Social Development	CCF	
						P(a)	1	2	1	4	P(a)	2500	5000	2500	10000			
						A					A							
3 Promote processes of economic and financial inclusion of the population in human mobility, with special attention to women						Physical Progress					Financial Progress					Theme	Fund	Flags
Outputs	Output Description	Unit of Measure	Baseline	Baseline Year	Means of verification		2023	2024	2025	EOP		2023	2024	2025	EOP			
3.1 Pilot interventions designed	comprehends: the design and implementation of the employability and entrepreneurship routes with the purpose	Pilots (#)	0	2023	Consultancy reports	P	0	1		1	P	10000	10000		20000	Social Development	CCF	
						P(a)	0	1		1	P(a)	10000	10000		20000			
						A					A							
4 Contribute to the construction and advocacy of public policies for the promotion and protection of the rights of people in human mobility in Peru						Physical Progress					Financial Progress					Theme	Fund	Flags
Outputs	Output Description	Unit of Measure	Baseline	Baseline Year	Means of verification		2023	2024	2025	EOP		2023	2024	2025	EOP			
4.1 Impact evaluations designed	Impact or results evaluation designed and executed	Evaluations (#)	0	2023	Consultancy reports	P	0	1		1	P		46277		46277	Social Development	CCF	
						P(a)	0	1		1	P(a)		46277		46277			
						A					A							

Other Cost
Management and audit

	2023	2024	2025	Cost
P	\$46,956.40	\$70,434.60		\$117,391.00
P(a)	\$46,956.40	\$70,434.60		\$117,391.00
A				

Total Cost

	2023	2024	2025	Total Cost
P	\$248,555.40	\$357,586.60	\$28,661.00	\$634,803.00
P(a)	\$248,555.40	\$357,586.60	\$28,661.00	\$634,803.00
A				

 CRF Indicator

 Standard Output Indicator