





Results Matrix

Outcomes

Outcome:	1 Improvement of trade facilitation services offered through the Single Window for Foreign Trade									
Indicators	Flags*	Unit of Measure	Baseline	Baseline Year	Means of verification		2023	2024	2025	EOP
1.1 Implementation of the operation PE-L1159 finalized		Project completion	0.00	2023	Project report	P	0.00	0.00	1.00	1.00
						P(a)	0.00	0.00	1.00	1.00
						A				

 CRF Indicator

Outputs: Annual Physical and Financial Progress

1 Apoyo para el fortalecimiento de capacidades técnicas institucionales para el desarrollo de las nuevas funcionalidades de la VUCE desarrolladas por el Proyecto VUCE 2.0						Physical Progress					Financial Progress							
Outputs	Output Description	Unit of Measure	Baseline	Baseline Year	Means of verification		2023	2024	2025	EOP		2023	2024	2025	EOP	Theme	Fund	Flags
1.1 Supervision reports completed	Final reports from hired experts	Reports (#)	0	2023	Supervision reports in EZShare	P	0	4	0	4	P	55000	70000	5000	130000	Regional Integration		
						P(a)	0	4	0	4	P(a)	55000	70000	5000	130000			
						A					A							
2 Apoyo en el cumplimiento de las actividades del contrato de préstamo 3546/OC-PE						Physical Progress					Financial Progress							
Outputs	Output Description	Unit of Measure	Baseline	Baseline Year	Means of verification		2023	2024	2025	EOP		2023	2024	2025	EOP	Theme	Fund	Flags
2.1 Feasibility study completed	Consultoría para la elaboración de estudios técnicos que contribuirán con el desarrollo de un sistema de transabilidad	Studies (#)	0	2023	Studies saved in EZShare	P	0	1	0	1	P	10000	40000	0	50000	Regional Integration	W2D	
						P(a)	0	1	0	1	P(a)	10000	40000	0	50000			
						A					A							
3 Articulación y gestión de actividades						Physical Progress					Financial Progress							
Outputs	Output Description	Unit of Measure	Baseline	Baseline Year	Means of verification		2023	2024	2025	EOP		2023	2024	2025	EOP	Theme	Fund	Flags
3.1 Supervision reports completed	Final activities report	Reports (#)	0	2023	Supervision reports in EZShare	P	0	1	1	2	P	0	10000	10000	20000	Regional Integration		
						P(a)	0	1	1	2	P(a)	0	10000	10000	20000			
						A					A							

Other Cost

Total Cost

	2023	2024	2025	Total Cost
P	\$65,000.00	\$120,000.00	\$15,000.00	\$200,000.00
P(a)	\$65,000.00	\$120,000.00	\$15,000.00	\$200,000.00
A				