





Results Matrix

Outcomes

Outcome:	1 Strengthening of the public sector in the implementation of initiatives to advance with climate action and sustainability							
Indicators	Flags*	Unit of Measure	Baseline	Baseline Year	Means of verification	2026		EOP
1.1 Initiatives developed to strengthen planning and governance within the framework of mitigation and adaptation to		Projects implemented	0.00	2022	Reporte de resultados finales de estudios	P	1.00	1.00
						P(a)	1.00	1.00
						A		0.00
Outcome:	2 The energy sector advances in the fair and inclusive energy transition							
Indicators	Flags*	Unit of Measure	Baseline	Baseline Year	Means of verification	2026		EOP
2.1 Initiatives implemented to promote the reduction of emissions in the energy sector (electric vehicles, storage, H2V,		Projects implemented	0.00	2022	Reporte de resultados finales de estudios	P	2.00	
						P(a)	2.00	
						A		
2.2 Initiatives implemented to reduce the rural electrification and gender gaps		Projects implemented	0.00	2022	Reporte de resultados finales de formaciones y estudios	P	2.00	
						P(a)	2.00	
						A		

 CRF Indicator

Outputs: Annual Physical and Financial Progress

1 Support for strengthening governance and financing of climate action and sustainability						Physical Progress					Financial Progress									
Outputs	Output Description	Unit of Measure	Baseline	Baseline Year	Means of verification		2023	2024	2025	2026	EOP		2023	2024	2025	2026	EOP	Theme	Fund	Flags
1.1 Tools designed/strengthened	Programa reduce tu huella	Tools (#)	0	2023	Informe final con el diseño de la herramienta para su implementación	P	0	1	0	0	1	P	50000	50000	0	0	100000	Sustainable Energy and Climate Change	W2A	
						P(a)	0	1	0	0	1	P(a)	50000	50000	0	0	50000			
						A	0				0	A	0				0			
1.2 Operational manuals developed	Manual para uso del modulo reduce tu huella	Manuals (#)	0	2023	Informe final con los manuales operativos desarrollados	P	0	1	0	0	1	P	0	50000	0	0	50000	Sustainable Energy and Climate Change	W2A	
						P(a)	0	1	0	0	1	P(a)	0	50000	0	0	50000			
						A	0				0	A	0				0			
1.3 Institutional capacity analysis conducted	Actividades que apoyan fortalecimiento de la accion climatica en la inversion pública	Assessments (#)	0	2023	Informe final que especifica los resultados del análisis de capacidad institucional	P	0	1	0	0	1	P	30000	70000	0	0	100000	Sustainable Energy and Climate Change	W2A	
						P(a)	0	1	0	0	1	P(a)	30000	70000	0	0	70000			
						A	0				0	A	0				0			
2 Modernization of the Energy Sector to Promote a Fair and Inclusive Energy Transition						Physical Progress					Financial Progress									
Outputs	Output Description	Unit of Measure	Baseline	Baseline Year	Means of verification		2023	2024	2025	2026	EOP		2023	2024	2025	2026	EOP	Theme	Fund	Flags
2.1 Institutional strengthening programs delivered	Structure of programs developed to strengthen actions to reduce emissions in the energy sector	Programs (#)	0	2023	Informes finales que especifican los resultados de los estudios para el fortalecimiento institucional y toma de decisiones	P	0	1	1	1	3	P	20000	70000	70000	60000	220000	Sustainable Energy and Climate Change	W2B	
						P(a)	0	1	1	1	3	P(a)	20000	70000	70000	60000	200000			
						A	0				0	A	0				0			
2.2 Initiative developed to promote the reduction of the gender gap in the energy sector		Iniciativa (#)	0	2023	Informe final con los resultados de la implementación de iniciativas de género en el sector energético	P	0	1	0	0	1	P	10000	20000	0	0	30000	Gender and Diversity	W2B	
						P(a)	0	1	0	0	1	P(a)	10000	20000	0	0	20000			
						A	0				0	A	0				0			

Other Cost

Total Cost

	2023	2024	2025	2026	Total Cost
P	\$110,000.00	\$260,000.00	\$70,000.00	\$60,000.00	\$500,000.00
P(a)	\$110,000.00	\$260,000.00	\$70,000.00	\$60,000.00	\$390,000.00
A					

 CRF Indicator  Standard Output Indicator