











Results Matrix

Outcomes										
Outcome:	1 Development of plans and projects to contribute to the competitiveness for the integration of Paraguay through the sustainable strengthening of the logistics sector and the facilitation of foreign trade.									
Indicators	Flags*	Unit of Measure	Baseline	Baseline Year	Means of verification		2023	2024	2025	EOP
1.1 Number of reform operations supported by this operation		#	0.00	2023	Pipeline anual report	P	1.00	0.00	1.00	2.00
						P(a)	1.00	0.00	1.00	2.00
						A				
1.2 The quality of trade- and transport-related infrastructure LPI Score		Index	2.50	2023	LPI WB Report	P	0.00	0.00	2.60	2.60
						P(a)	0.00	0.00	2.60	2.60
						A				
1.3 The efficiency of customs and border management clearance LPI Score		Index	2.40	2023	LPI WB Report	P	0.00	0.00	2.50	2.50
						P(a)	0.00	0.00	2.50	2.50
						A				

 CRF Indicator

Outputs: Annual Physical and Financial Progress

1 Studies and technical assistance						Physical Progress					Financial Progress							
Outputs	Output Description	Unit of Measure	Baseline	Baseline Year	Means of verification		2023	2024	2025	EOP		2023	2024	2025	EOP	Theme	Fund	Flags
1.1 Diagnostics and assessments completed	Diagnosis and recommendations for improving women's access to credit	Diagnostics (#)	0	2023	Consultancy report	P	0	1	0	1	P	0	30000	0	30000	Gender and Diversity	W2B	
						P(a)	0	1	0	1	P(a)				0			
						A					A							
1.2 Tools designed/strengthened	Practical tools and guides for sustainable maintenance management of road logistics infrastructure	Tools (#)	0	2023	Consultancy report	P	0	1	0	1	P	0	30000	0	30000	Sustainable Infrastructure	W2B	
						P(a)	0	1	0	1	P(a)				0			
						A					A							
1.3 Strategies implemented	Roadmap for the implementation of the National Logistics Plan	Strategies (#)	0	2023	Consultancy report	P	0	0.5	0.5	1	P	0	15000	15000	30000	Sustainable Infrastructure	W2B	
						P(a)	0	0.5	0.5	1	P(a)				0			
						A					A							
1.4 Diagnostics and assessments completed	Diagnosis and recommendations for formalizing the freight transportation sector	Diagnostics (#)	0	2023	Diagnostic	P	0	1	0	1	P	0	30000	0	30000	Sustainable Infrastructure	W2B	
						P(a)	0	1	0	1	P(a)				0			
						A					A							
1.5 Diagnostics and assessments completed	Diagnosis and recommendations to improve border management	Diagnostics (#)	0	2023	Diagnostic	P	0	1	0	1	P	0	20000	0	20000	Sustainable Infrastructure	W2B	
						P(a)	0	1	0	1	P(a)				0			
						A					A							
1.6 Tools designed/strengthened	Update of the infrastructure master plan	Tools (#)	0	2023	Tool	P	0	1	0	1	P	0	30000	0	30000	Sustainable Infrastructure	W2B	
						P(a)	0	1	0	1	P(a)				0			
						A					A							
1.7 Tools designed/strengthened	Carmelo Peralta's Detailed Urbanistic Plan	Tools (#)	0	2023	Tool	P	0	1	0	1	P	0	35000	0	35000	Sustainable Infrastructure	W2B	
						P(a)	0	1	0	1	P(a)				0			
						A					A							
1.8 Tools designed/strengthened	Diagnosis and recommendations to improve digital platforms	Tools (#)	0	2023	Tool	P	0	0.5	0.5	1	P	0	15000	15000	30000	Digital Economy	W2B	
						P(a)	0	0.5	0.5	1	P(a)				0			
						A					A							
2 Participation and dialogue tools						Physical Progress					Financial Progress							
Outputs	Output Description	Unit of Measure	Baseline	Baseline Year	Means of verification		2023	2024	2025	EOP		2023	2024	2025	EOP	Theme	Fund	Flags
2.1 Workshops organized	Knowledge exchange workshop	Workshops (#)	0	2023	workshop report	P	0	0	2	2	P	0	0	15000	15000	Sustainable Infrastructure	W2B	
						P(a)	0	0	2	2	P(a)				0			
						A					A							

Other Cost

Total Cost

	2023	2024	2025	Total Cost
P		\$205,000.00	\$45,000.00	\$250,000.00
P(a)				
A				