






Results Matrix

Outcomes

Outcome:	1 Increasing dialogue on school feeding in LAC						
Indicators	Flags*	Unit of Measure	Baseline	Baseline Year	Means of verification	EOP	
1.1 Dialogue on school feeding in LAC increased		Paper	0.00	2023	Report of the School Feeding Summit	P	1.00
						P(a)	
						A	

CRF Indicator

Outputs: Annual Physical and Financial Progress

1 School Feeding Regional Research and Dialogue						Physical Progress			Financial Progress					
Outputs	Output Description	Unit of Measure	Baseline	Baseline Year	Means of verification	2023	EOP		2023	EOP		Theme	Fund	Flags
1.1 Working Papers prepared	Flagship Publication on the Panorama of School Feeding in LAC	Papers (#)	0	2023	Flagship publication	P	1	1	P	80000	80000	Education	W2E	
						P(a)	1	1	P(a)	80000	80000			
						A			A					
1.2 Regional policy dialogues organized	Regional summit on school feeding organized	Events (#)	0	2023	Regional summit on school feeding organized / agenda developped	P	1	1	P	120000	120000	Education	W2E	
						P(a)	1	1	P(a)	120000	120000			
						A			A					
2 School Feeding Operational Prototype						Physical Progress			Financial Progress					
Outputs	Output Description	Unit of Measure	Baseline	Baseline Year	Means of verification	2023	EOP		2023	EOP		Theme	Fund	Flags
2.1 Methodologies designed/strengthened	School feeding operational prototype developed	Methodologies (#)	0	2023	Operational prototype package developed	P	1	1	P	150000	150000	Education	W2E	
						P(a)	1	1	P(a)	150000	150000			
						A			A					

Other Cost

Total Cost

CRF Indicator

Standard Output Indicator

	2023	Total Cost
P	\$350,000.00	\$350,000.00
P(a)	\$350,000.00	\$350,000.00
A		