







Results Matrix

Outcomes

Outcome:	1 IDB Operations Aligned with the Paris Agreement									
Indicators	Flags*	Unit of Measure	Baseline	Baseline Year	Means of verification		2023	2024	2025	EOP
1.1 Operations in complex climate sectors aligned to the goals of the Paris Agreement		Number of operations	0.00	2022	Paris Alignment narratives in Loan Proposals	P	3.00	4.00	2.00	9.00
						P(a)	3.00	4.00	2.00	9.00
						A				

 CRF Indicator

Outputs: Annual Physical and Financial Progress

1 Support the incorporation of climate-relevant variables in project preparation						Physical Progress					Financial Progress					Theme	Fund	Flags
Outputs	Output Description	Unit of Measure	Baseline	Baseline Year	Means of verification	2023	2024	2025	EOP	2023	2024	2025	EOP					
1.1 Methodologies designed/strengthened	Updated Terms of Reference for preparatory studies (e.g. cost-benefit analysis, market and regulatory analysis)	Methodologies (#)	0	2022	Consulting firm deliverable	P	0	7	0	7	P	20000	20000	0	40000	Sustainable Energy and Climate Change	W2A	
						P(a)	0	0	0	0	P(a)	0	0	0	0			
						A					A							
1.2 Tools designed/strengthened	Approach and tool for measuring high value carbon stocks in selected regions	Tools (#)	0	2022	Consulting firm deliverable	P	0	2	0	2	P	30000	30000	0	60000	Biodiversity and Ecosystem Conservation	W2A	
						P(a)	0	0	0	0	P(a)	0	0	0	0			
						A					A							
1.3 Climate study completed	Preparatory studies with integrated climate variables and approaches to determine Paris Alignment	Studies (#)	0	2022	Deliverables on preparatory studies	P	2	4	1	7	P	45000	80000	25000	150000	Sustainable Energy and Climate Change	W2A	
						P(a)	0	0	0	0	P(a)	0	0	0	0			
						A					A							
2 Complementary support for the climate transition						Physical Progress					Financial Progress							
Outputs	Output Description	Unit of Measure	Baseline	Baseline Year	Means of verification	2023	2024	2025	EOP	2023	2024	2025	EOP	Theme	Fund	Flags		
2.1 Action plans implemented	Action plans to address gaps identified in the Paris Alignment Specific Assessment include studies, activities, transitions	Action Plans (#)	0	2022	Letter from beneficiary accepting support	P	1	5	1	7	P	20000	155000	25000	200000	Sustainable Energy and Climate Change	W2A	
						P(a)	0	0	0	0	P(a)	0	0	0	0			
						A					A							
3 Communication and dissemination						Physical Progress					Financial Progress							
Outputs	Output Description	Unit of Measure	Baseline	Baseline Year	Means of verification	2023	2024	2025	EOP	2023	2024	2025	EOP	Theme	Fund	Flags		
3.1 Discussion papers developed	Knowledge product on lessons learned and way forward for addressing Paris Alignment in life cycle of operations	Papers (#)	0	2022	Publication	P	0	0	1	1	P	0	25000	25000	50000	Sustainable Energy and Climate Change	W2A	
						P(a)	0	0	0	0	P(a)	0	0	0	0			
						A					A							

Other Cost

Total Cost

	2023	2024	2025	Total Cost
P	\$115,000.00	\$310,000.00	\$75,000.00	\$500,000.00
P(a)				
A				