






Results Matrix

Outcomes

Outcome:	1 Support for the implementation, management, execution and sustainability of TSP operations in execution										
Indicators	Flags*	Unit of Measure	Baseline	Baseline Year	Means of verification		2023	2024	2025	2026	EOP
1.1 Technical studies to support the projects in execution of the TSP division		#	0.00	2023	Consultancy report	P	0.00	0.00	0.00	6.00	
						P(a)	0.00	0.00	0.00	6.00	
						A	0.00				

 CRF Indicator

Outputs: Annual Physical and Financial Progress

1 Diagnosis, definition and implementation of measures to accelerate execution						Physical Progress					Financial Progress									
Outputs	Output Description	Unit of Measure	Baseline	Baseline Year	Means of verification		2023	2024	2025	2026	EOP		2023	2024	2025	2026	EOP	Theme	Fund	Flags
1.1 Diagnostics and assessments completed	Diagnosis and identification of risks of each TSP operation	Diagnostics (#)	0	2023	Report completed	P	0	1	0	0	1	P	0	50000	0	0	50000	Sustainable Infrastructure	W2B	
						P(a)	0	1	0	0	1	P(a)	0	50000	0	0	50000			
						A	0				0	A								
1.2 Implementation and Management Plan developed	Reports of mitigation measures and their implementation for each program prioritized in the diagnostics	Plans (#)	0	2023	Plan developed	P	0	1	1	1	3	P	0	30000	50000	50000	130000	Sustainable Infrastructure	W2B	
						P(a)	0	1	1	1	3	P(a)	0	30000	50000	50000	130000			
						A	0				0	A								
1.3 Gender assessment completed	Monitoring system for the implementation of activities on cross-cutting gender issues developed	Assessments (#)	0	2023	Report completed	P	0	0	1	0	1	P	0	0	30000	0	30000	Sustainable Infrastructure	W2B	
						P(a)	0	0	1	0	1	P(a)	0	0	30000	0	30000			
						A	0				0	A	0				0			
1.4 Estudio de diversidad (PcD) completado		Evaluaciones (#)	0	2023	Report completed	P	0	0	0	1	1	P	0	0	0	40000	40000	Gender and Diversity	W2B	
						P(a)	0	0	0	1	1	P(a)	0	0	0	40000	40000			
						A	0				0	A	0				0			
2 Compilation of results and dissemination						Physical Progress					Financial Progress									
Outputs	Output Description	Unit of Measure	Baseline	Baseline Year	Means of verification		2023	2024	2025	2026	EOP		2023	2024	2025	2026	EOP	Theme	Fund	Flags
2.1 Training workshops delivered	Workshops developed for the dissemination of results	Workshops (#)	0	2023	workshop report	P	0	1	1	0	2	P	0	10000	15000	0	25000	Sustainable Energy and Climate Change	W2B	
						P(a)	0	1	1	0	2	P(a)	0	0	25000	0	25000			
						A						A								
2.2 Technical notes created	Technical notes generated about the methodology, implementation and impact analysis of the execution acceleration	Notes (#)	0	2023	Technical note	P	0	0	1	0	1	P	0	0	25000	0	25000	Sustainable Infrastructure	W2B	
						P(a)	0	0	1	0	1	P(a)	0	0	25000	0	25000			
						A						A								

Other Cost

Total Cost

	2023	2024	2025	2026	Total Cost
P		\$90,000.00	\$120,000.00	\$90,000.00	\$300,000.00
P(a)		\$80,000.00	\$130,000.00	\$90,000.00	\$300,000.00
A					