






Results Matrix

Outcomes

Outcome:	1 Consolidation of the Amazon Network								
Indicators	Flags*	Unit of Measure	Baseline	Baseline Year	Means of verification		2023	2024	EOP
1.1 Amazon Network established		Network	0.00	2023	Amazon network established	P	0.00	1.00	1.00
						P(a)	0.00	0.00	0.00
						A	0.00		0.00

 CRF Indicator

Outputs: Annual Physical and Financial Progress

1 Strategies for awareness and engagement						Physical Progress				Financial Progress						
Outputs	Output Description	Unit of Measure	Baseline	Baseline Year	Means of verification		2023	2024	EOP		2023	2024	EOP	Theme	Fund	Flags
1.1 Diagnostics and assessments completed	Strategic proposal to establish relations with stakeholders	Diagnostics (#)	0	2023	Diagnostic Document delivered	P	2	1	3	P	75000	25000	100000	Sustainable Cities	W3A	
						P(a)	2	1	1	P(a)	75000	25000	25000			
						A				A	0		0			
2 Understanding Amazonian cities						Physical Progress				Financial Progress						
Outputs	Output Description	Unit of Measure	Baseline	Baseline Year	Means of verification		2023	2024	EOP		2023	2024	EOP	Theme	Fund	Flags
2.1 Feasibility study completed	strategic proposal for the network of amazonian cities inspired by similar experiences in other countries and lessons	Studies (#)	0	2023	Strategic document sumitted	P	1	1	2	P	20000	20000	40000	Sustainable Cities	W3A	
						P(a)	1	1	1	P(a)	20000	20000	20000			
						A				A	0		0			
2.2 Networks/communities of practice established	Dialogue tables with city government representatives in order to listen to the needs of the communities	Networks (#)	0	2023	Roundtables established	P	4	4	8	P	40000	40000	80000	Sustainable Cities	W3A	
						P(a)	4	4	4	P(a)	40000	40000	40000			
						A				A						
2.3 Working Papers prepared	Strategic proposal for the network of Amazonian cities	Papers (#)	0	2023	Strategic document delivered	P	2	1	3	P	15000	15000	30000	Sustainable Cities	W3A	
						P(a)	2	1	1	P(a)	15000	15000	15000			
						A				A	0		0			
3 Support for the implementation of the network of Amazonian cities						Physical Progress				Financial Progress						
Outputs	Output Description	Unit of Measure	Baseline	Baseline Year	Means of verification		2023	2024	EOP		2023	2024	EOP	Theme	Fund	Flags
3.1 Conferences organized	Activities of the network of cities: meetings, events and forums	Conferences (#)	0	2023	Conferences Organized	P	1	1	2	P	50000	50000	100000	Sustainable Cities	W3A	
						P(a)	1	1	1	P(a)	50000	50000	50000			
						A				A	0		0			

Other Cost

Total Cost

	2023	2024	Total Cost
P	\$200,000.00	\$150,000.00	\$350,000.00
P(a)	\$200,000.00	\$150,000.00	\$150,000.00
A			