









Results Matrix

Outcomes

Outcome:	1 Promote evidence-based policy-making in education by improving the use, analysis and dissemination of data from learning assessment n Latin American and the Caribbean (LAC)										
Indicators	Flags*	Unit of Measure	Baseline	Baseline Year	Means of verification		2023	2024	2025	2026	EOP
1.1 Downloads from the regional reports produced with the learning assessment ERCE 2019		NUMBER	0.00	2022	IADB Publications webpage	P	0.00	3,000.00	3,000.00	0.00	6,000.00
						P(a)	0.00	3,000.00	3,000.00	0.00	6,000.00
						A					



Outputs: Annual Physical and Financial Progress

1 Support for the quality of the design and implementation of the ERCE 2025 regional learning test						Physical Progress					Financial Progress									
Outputs	Output Description	Unit of Measure	Baseline	Baseline Year	Means of verification	2023	2024	2025	2026	EOP	2023	2024	2025	2026	EOP	Theme	Fund	Flags		
1.1 Networks/communities of practice established	High Level Technical Committee (CTAN) for ERCE 2025 established	Networks (#)	0	2022	Minutes of the LLECE Meeting with the official constitution of CTAN	P	1	0	0	0	1	P	40000	0	0	0	40000	Education	W2E	
						P(a)	1	0	0	0	0	P(a)	40000	0	0	0	0			
						A						A								
1.2 Workshops organized	Workshops for the CTAN to meet an provide recommendations	Workshops (#)	0	2022	Minutes from each meeting of the CTAN prepared by UNESCO/OREALC	P	2	1	0	2	5	P	10000	40000	0	10000	60000	Education	W2E	
						P(a)	2	1	0	2	3	P(a)	10000	40000	0	10000	50000			
						A						A								
2 Data analysis and educational indicators of learning tests						Physical Progress					Financial Progress									
Outputs	Output Description	Unit of Measure	Baseline	Baseline Year	Means of verification	2023	2024	2025	2026	EOP	2023	2024	2025	2026	EOP	Theme	Fund	Flags		
2.1 New databases created	Data base with the new set of ERCE 2019 indicators	Databases (#)	0	2022	Data base uploaded into de SCL Data Lake ready for use	P	1	0	0	0	1	P	20000	0	0	0	20000	Education	W2E	
						P(a)	1	0	0	0	0	P(a)	20000	0	0	0	0			
						A						A								
2.2 Newsletters published	CIMA briefs using ERCE 2019 published	Newsletters (#)	0	2022	Briefs published in IDB's library and CIMA webpage	P	0	5	0	0	5	P	0	15000	0	0	15000	Education	W2E	
						P(a)	0	5	0	0	5	P(a)	0	15000	0	0	15000			
						A						A								
2.3 Diagnostics and assessments completed	Thematic reports using the ERCE 2019 and ERCE 2025	Diagnostics (#)	0	2022	Reports published in IDB's library and CIMA's webpage	P	0	2	0	0	2	P	10000	20000	15000	0	45000	Education	W2E	
						P(a)	0	2	0	0	2	P(a)	10000	20000	15000	0	35000			
						A						A								
2.4 Newsletters published	CIMA briefs published using the ERCE 2025 data base	Newsletters (#)	0	2022	CIMA briefs using ERCE 2025 published in IDB's library and CIMA's webpage	P	0	0	0	2	2	P	0	0	0	10000	10000	Education	W2E	
						P(a)	0	0	0	2	2	P(a)	0	0	0	10000	10000			
						A						A								
2.5 Awareness raising campaigns designed/implemented	Dissemination campaigns of the knowledge products produced	Campaigns (#)	0	2023	IDB's webpage	P	0	0	1	0	1	P	0	5000	5000	0	10000	Education	W2E	
						P(a)	0	0	1	0	1	P(a)	0	5000	5000	0	10000			
						A						A								

Other Cost
------------

Total Cost

	2023	2024	2025	2026	Total Cost
P	\$80,000.00	\$80,000.00	\$20,000.00	\$20,000.00	\$200,000.00
P(a)	\$80,000.00	\$80,000.00	\$20,000.00	\$20,000.00	\$120,000.00
A					