








Outcomes

Outcome:	1 Improve the transparency and integrity of budget, investment and public procurement systems through innovation in citizen participation mechanisms, the implementation of technological tools to strengthen information management, capacity building in public entities and the promotion of institutional mechanisms and incentives to accelerate the digital transformation									
Indicators	Flags*	Unit of Measure	Baseline	Baseline Year	Means of verification		2023	2024	2025	EOP
1.1 Three countries will have greater transparency in budgeting, investment and public procurement systems through		Countries	0.00	2023	Report including links and description of the platform developed	P	2.00	1.00	0.00	3.00
						P(a)	2.00	1.00	0.00	3.00
						A				

CRF Indicator

Outputs: Annual Physical and Financial Progress

1 Identification of institutional and digital needs						Physical Progress				Financial Progress				ThemeFundFlags				
Outputs	Output Description	Unit of Measure	Baseline	Baseline Year	Means of verification	2023	2024	2025	EOP	2023	2024	2025	EOP					
1.1 Diagnostics and assessments completed	Identify and analyze opportunities for improvement of Information systems, data flows, integration systems and	Diagnostics (#)	0	2023	Report	P	2	1	0	3	P	40000	20000	0	60000	Institutional Development	W2C	
						P(a)	2	1	0	1	P(a)	40000	20000	0	20000			
						A					A							
1.2 Diagnostics and assessments completed	Identify: i) information that can be published based on the existing legal and regulatory framework and	Diagnostics (#)	0	2023	Report	P	2	1	0	3	P	110000	50000	0	160000	Institutional Development	AAF	
						P(a)	2	1	0	1	P(a)	110000	50000	0	50000			
						A					A							
2 Development, implementation, delivery and sustainability of digital information, visualization and decision-making tools						Physical Progress				Financial Progress								
Outputs	Output Description	Unit of Measure	Baseline	Baseline Year	Means of verification	2023	2024	2025	EOP	2023	2024	2025	EOP	Theme	Fund	Flags		
2.1 Tools designed/strengthened	Design and development of pilot projects for data visualization, including analysis and reporting of the results of	Tools (#)	0	2023	Platform	P	2	1	0	3	P	100000	60000	0	160000	Institutional Development	AAF	
						P(a)	2	1	0	1	P(a)	100000	60000	0	60000			
						A					A							
2.2 Diagnostics and assessments completed	Parameterization of software components, information integration mechanisms, cybersecurity, and development of	Diagnostics (#)	0	2023	Platform	P	2	1	0	3	P	90000	33000	0	123000	Institutional Development	W2C	
						P(a)	2	1	0	1	P(a)	90000	33000	0	33000			
						A					A							
2.3 Training workshops delivered	Design and apply follow-up, evaluation, knowledge transfer and monitoring of the existing platforms in the countries and	Workshops (#)	0	2023	Report	P	2	1	0	3	P	30000	15000	0	45000	Institutional Development	AAF	
						P(a)	2	1	0	1	P(a)	30000	15000	0	15000			
						A					A							
3 Consolidation of knowledge about the initiative, citizen participation and dissemination at the regional level						Physical Progress				Financial Progress								
Outputs	Output Description	Unit of Measure	Baseline	Baseline Year	Means of verification	2023	2024	2025	EOP	2023	2024	2025	EOP	Theme	Fund	Flags		
3.1 Tools designed/strengthened	Generation of mechanisms to improve citizen participation and interaction to support accountability	Tools (#)	0	2023	Platform	P	2	1	0	3	P	100000	35000	0	135000	Institutional Development	AAF	
						P(a)	2	1	0	1	P(a)	100000	35000	0	35000			
						A					A							
3.2 Awareness raising campaigns designed/implemented	Innovation in materials to maximize the impact of the tools.	Campaigns (#)	0	2023	Report	P	2	1	0	3	P	12000	5000	0	17000	Institutional Development	W2C	
						P(a)	2	1	0	1	P(a)	12000	5000	0	5000			
						A					A							

Other Cost

Total Cost

CRF Indicator

 Standard Output Indicator