

Informe Resumido

Datos Básicos del Proyecto

| | |
|-------------------------------|---|
| Agencia Ejecutora (AE): | Ministère de l'Agriculture, des Ressources Naturelles et du Développement Rural |
| Sector: | AGRICULTURE AND RURAL DEVELOPMENT-AGRICULTURAL TECHNOLOGY ADOPTION |
| Número(s) de Préstamo: | 2562/GR-HA |
| Etapas: | Approved |
| Tipo de Operación: | INV - Inversión |
| Operación(es) Relacionada(s): | RG-P1442, HA-G1025 |
| Subtipo de Operación: | ESP - Inversión Específica |

Fondos Disponibles (US\$)

| | |
|--------------------------------|---------------|
| Monto Aprobado Actual: | 15.000.000,00 |
| Monto Desembolsado a la fecha: | 828.700,00 |
| % Desembolsado: | 5,52 |
| Saldo: | 14.171.300,00 |

Costo total y Fuente

| | |
|----------------------------------|---------------|
| BID Original: | 15.000.000,00 |
| Actual BID: | 15.000.000,00 |
| Pari-passu: | 100,00 |
| Co-financiamiento/País: | |
| Estimado Original: | 15.000.000,00 |
| Período de Amortización (meses): | |

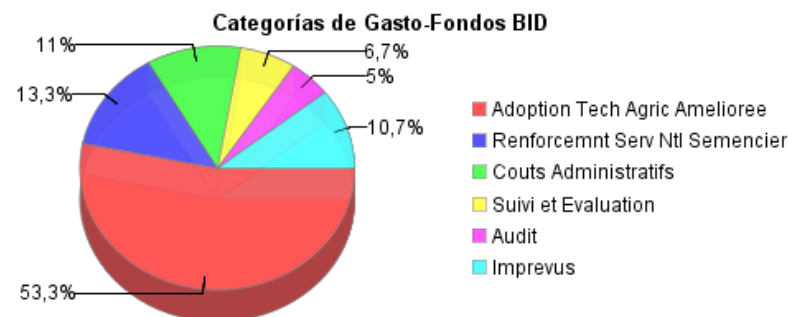
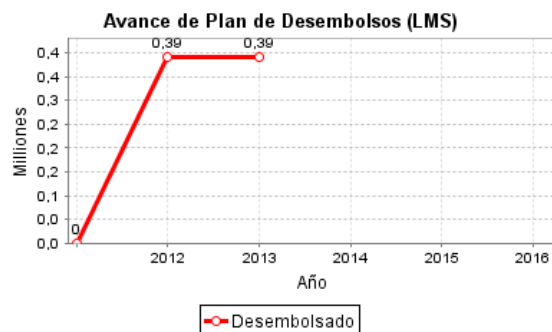
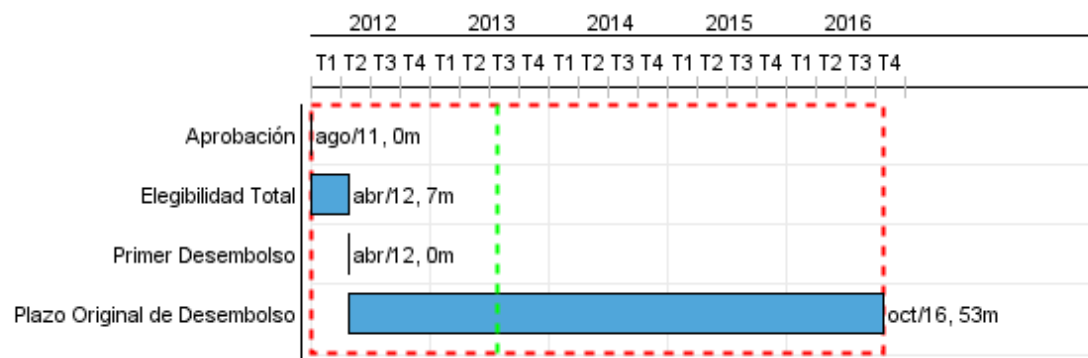
Categoría de Impacto Ambiental y Social del Proyecto

Reformulación

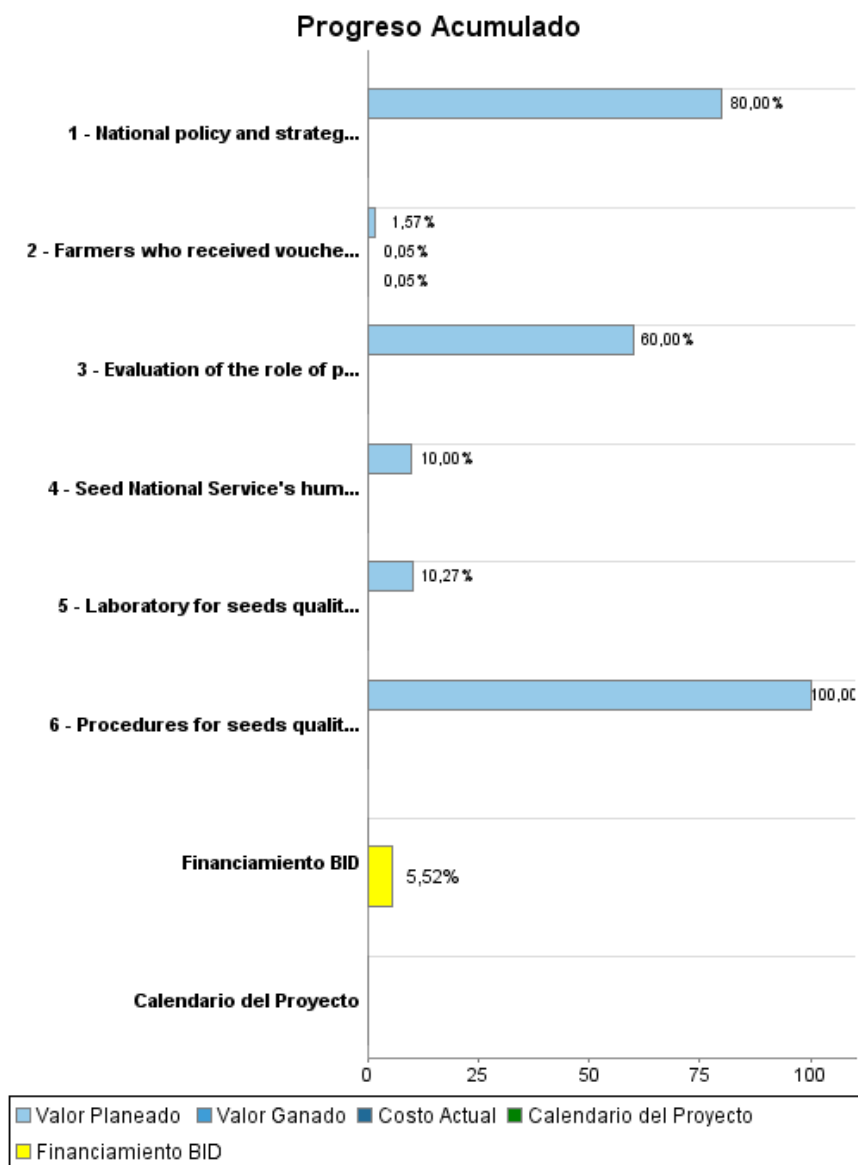
Validación

Categoría de Impacto Ambiental y Social del Proyecto: B () ¿El objetivo (s) del proyecto fue reformulado?

Validado por el Jefe de División: 12-abr-2013
Validado por Representante de País: 30-abr-2013



Progreso Acumulado al 2012



Resultados

Resultado: Increase agricultural productivity

| Indicador | Unidad de Medida | Línea de base | Año Línea de base | | 2012 | 2013 | 2014 | 2015 | 2016 | Fin de Proyecto |
|---|------------------|---------------|-------------------|---|------|------|------|------|----------|-----------------|
| Relative difference in agricultural gross margins between beneficiaries and control group | % | | 2012 | P | | | | | 30,00 | 30,00 |
| Average gross margin for coffee | US \$ / Ha | 1.716,00 | 2010 | A | | | | | 2.450,00 | 2.450,00 |
| Average gross margin for rice | US \$ / Ha | 980,00 | 2010 | P | | | | | 1.400,00 | 1.400,00 |
| Average gross margin for cocoa | US \$ / Ha | 1.463,00 | 2010 | A | | | | | 2.359,00 | 2.359,00 |
| Average gross margin for corn (maize) | US \$ / Ha | 372,00 | 2010 | P | | | | | 875,00 | 875,00 |
| | | | | A | | | | | | |

Resultado: Beneficiary farmers have adopted improved and sustainable technologies

| Indicador | Unidad de Medida | Línea de base | Año Línea de base | | 2012 | 2013 | 2014 | 2015 | 2016 | Fin de Proyecto |
|---|------------------|---------------|-------------------|---|------|------|------|------|-----------|-----------------|
| Beneficiary farmers that have adopted new selected technologies | Agricultores | | 2012 | P | | | | | 18.000,00 | 18.000,00 |
| Hectares covered with the technologies | Ha | | 2012 | A | | | | | 9.000,00 | 9.000,00 |
| | | | | P | | | | | | |
| | | | | A | | | | | | |

Resultado: Contribute to institutional building and capacity development creating Seed National Service's capacity to control seed quality

| Indicador | Unidad de Medida | Línea de base | Año Línea de base | | 2012 | 2013 | 2014 | 2015 | 2016 | Fin de Proyecto |
|---|------------------|---------------|-------------------|---|------|------|--------|--------|--------|-----------------|
| Proportion of registered seed providers who have been inspected by Seed National Service at least once a year and following the approved protocol | % | | 2012 | P | | | 100,00 | 100,00 | 100,00 | 100,00 |
| | | | | A | | | | | | |

Productos: Progreso Físico y Financiero Anual 2012

| Descripción | Unidad de medida | Físico | | | | Financiero | | | |
|---|------------------------------------|----------|--------|---------------------|--------------|-------------------|-------------------|-------------------|----------------------|
| | | Planeado | Actual | Unidades Acumuladas | Unidades FDP | Planeado | Actual | Costos Acumulados | Costos FDP |
| Extension of direct payment system | | | | | | | | | |
| Farmers who received vouchers for the technologies being promoted | Agricultores | | | | 30.000,00 | | 16.565,00 | | 33.000.000,00 |
| Technical support to Seed National Service | | | | | | | | | |
| Evaluation of the role of public sector in the seeds and input market completed | Study validated by stakeholders | | | | 2,00 | | | | 50.000,00 |
| Laboratory for seeds quality contro established and functioning | Laboratory | | | | 1,00 | | | | 1.460.000,00 |
| Seed National Service's human capital strengthened | Persons trained with Master degree | | | | 4,00 | | | | 400.000,00 |
| Procedures for seeds quality control implemented | manual approved | | | | 1,00 | | | | 40.000,00 |
| National policy and strategy for the seed sector approved | document approved by MARNDR | | | | 2,00 | | | | 50.000,00 |
| Administration, audit, evaluation | | | | | | | | | |
| costo total: US \$ 5 | N/A | | | | | 100.000,00 | 185.595,00 | | 5.000.000,00 |
| TOTAL | | | | | | 100.000,00 | 202.160,00 | | 40.000.000,00 |