

Results Matrix

Outcomes

Outcome:	1 Improved capacity and willingness of firms to collectively address specific private sector challenges/opportunities via clustering											
Indicators		Flags*	Unit of Measure	Baseline	Baseline Year	Means of verification		2021	2022	2023	EOP	
1.1 Number of men-owned firms benefited from gender-inclusive clusters and value chains grants			#	0,00	2020	Project Execution Report	P	0,00	0,00	15,00	15,00	
							P(a)	0,00	0,00	15,00	15,00	
							A					
1.2 Number of women-owned firms benefited from gender-inclusive clusters and value chains grants			#	0,00	2020	Project Execution Report	P	0,00	0,00	15,00	15,00	
							P(a)	0,00	0,00	15,00	15,00	
							A					
Outcome:	2 Improved technical capacity of support institutions to stimulate productivity and innovation in firms											
Indicators		Flags*	Unit of Measure	Baseline	Baseline Year	Means of verification		2021	2022	2023	EOP	
2.1 Number of institutions that have benefited directly from Compete Caribbean technical assistance, including gender-responsive training, and that are implementing Compete Caribbean projects			#	0,00	2020	Project Execution Report	P	0,00	0,00	1,00	1,00	
							P(a)	0,00	0,00	1,00	1,00	
							A					
2.2 Number of institutions that have received Compete Caribbean technical assistance, including gender-responsive training, and are indirectly participating in the implementation of projects.			#	0,00	2020	Project Execution Report	P	0,00	0,00	3,00	3,00	
							P(a)	0,00	0,00	3,00	3,00	
							A					
2.3 Number of individuals trained			#	0,00	2020	Project supervision report	P	20,00	20,00	20,00	60,00	
							P(a)	20,00	20,00	20,00	60,00	
							A					
Disaggregation Categories								2021	2022	2023	EOP	
Number of Women trained								P	10,00	10,00	10,00	30,00
								P(a)	10,00	10,00	10,00	30,00
								A				



Outputs: Annual Physical and Financial Progress

1 Experiential learning while implementing three CBT clusters						Physical Progress					
Outputs	Output Description	Unit of Measure	Baseline	Baseline Year	Means of verification		2021	2022	2023	EOP	
1.1 Tools designed/strengthened	20 firms digitized and are using online marketing, online	Tools (#)	0	2020	Project Report	P	0	5	15	20	P

	booking platforms and mobile payments.					P(a)	0	5	15	20	P(a)
						A					A
1.2 Strategies implemented	Number of Gender Inclusive Cluster Development Plans (CDP) Under Implementation.	Strategies (#)	0	2020	Project Monitoring Report	P	0	0	3	3	P
						P(a)	0	0	3	3	P(a)
						A					A
1.3 Training workshops delivered	Number of training workshops on private sector development	Workshops (#)	0	2020	Project Monitoring Report	P	2	4	0	6	P
						P(a)	2	4	0	4	P(a)
						A					A
1.4 Awareness raising campaigns designed/implemented	Marketing and communications outreach, including media marketing strategies	Campaigns (#)	0	2020	Project Monitoring Report	P	0	1	2	3	P
						P(a)	0	1	2	3	P(a)
						A					A
1.5 Annual reports published	Annual reports on Community Tourism development	Reports (#)	0	2020	Project Report	P	1	1	1	3	P
						P(a)	1	1	1	2	P(a)
						A					A
2 Coordination, knowledge dissemination and outreach						Physical Progress					
Outputs	Output Description	Unit of Measure	Baseline	Baseline Year	Means of verification	2021	2022	2023	EOP		
2.1 Annual reports published	Reports for learning and knowledge dissemination	Reports (#)	0	2020	Project Report	P	1	1	1	3	P
						P(a)	1	1	1	2	P(a)
						A					A

Other Cost

Total Cost

P


P(a)






A

 CRF Indicator

 Standard Output Indicator



Financial Progress				Theme	Fund	Flags
2021	2022	2023	EOP			
0	90000	90000	180000	Digital Economy	CCP	

0	90000	90000	180000				
50000	70000	70000	190000	Institutional Development	CCP		
50000	70000	70000	140000				
20000	80000	80000	180000	Institutional Development	CCP		
20000	80000	80000	160000				
0	75000	80000	155000	Digital Economy	CCP		
0	75000	80000	155000				
35000	60000	60000	155000	Institutional Development	CCP		
35000	60000	60000	120000				
Financial Progress							
2021	2022	2023	EOP	Theme	Fund	Flags	
30000	55000	55000	140000	Institutional Development	CCP		
30000	55000	55000	110000				

2021	2022	2023	Total Cost
\$135.000,00	\$430.000,00	\$435.000,00	\$1.000.000,00
\$135.000,00	\$430.000,00	\$435.000,00	\$865.000,00

