


















Results Matrix

Outcomes

Outcome:		1 Strengthening phytosanitary surveillance and diagnostic systems									
Indicators		Flags*	Unit of Measure	Baseline	Baseline Year	Means of verification	2020		2021	2022	EOP
1.1 Countries with improved phytosanitary surveillance and diagnosis systems			numero	0.00	2020	Reports or surveillance activities and phytosanitary diagnosis carried out in the three countries	P	0.00	0.00	3.00	3.00
							P(a)	0.00	0.00	3.00	3.00
							A	0.00			0.00
Outcome:		2 Strengthening risk analysis and quarantine services									
Indicators		Flags*	Unit of Measure	Baseline	Baseline Year	Means of verification	2020		2021	2022	EOP
2.1 Countries with strengthened risk analysis and quarantine services			numero	0.00	2020	Reports of risk analysis and quarantine activities carried out in the three countries	P	0.00	0.00	3.00	3.00
							P(a)	0.00	0.00	3.00	3.00
							A	0.00			0.00
Outcome:		3 Prevention and control the Fusarium Tropical Race 4 (Fusarium TR4)									
Indicators		Flags*	Unit of Measure	Baseline	Baseline Year	Means of verification	2020		2021	2022	EOP
3.1 Countries with prevention and control activities for Fusarium Tropical Race 4 (Fusarium TR4) implemented			numero	0.00	2020	Reports of prevention and control activities carried out in the three countries	P	0.00	0.00	3.00	3.00
							P(a)	0.00	0.00	3.00	3.00
							A	0.00			0.00

 CRF Indicator

Outputs: Annual Physical and Financial Progress

Strengthening phytosanitary surveillance and diagnostic systems						Physical Progress				Financial Progress				Theme	Fund	Flags		
Outputs	Output Description	Unit of Measure	Baseline	Baseline Year	Means of verification	2020	2021	2022	EOP	2020	2021	2022	EOP					
1.1 Virtual platforms designed	Implementing an on-line platform for the visualization of maps for preventative vigilance of Fusarium Tropical Race 4 (TR4)	Platforms (#)	0	2020	Platform available online	P	0	1	0	1	P	0	15000	0	15000	Regional Integration	SUS	
						P(a)	0	1	0	1	P(a)	0	15000	0	15000			
						A	0			0	A	0			0			
1.2 Institutions trained	Laboratory officials trained in issues of identification and diagnosis of quarantine pests with an emphasis on Fusarium Tropical Race 4 (TR4)	Institutions (#)	0	2020	Reports of the training	P	0	1	1	2	P	0	16000	11000	27000	Regional Integration	SUS	
						P(a)	0	1	1	2	P(a)	0	16000	11000	27000			
						A	0			0	A	0			0			
1.3 Training workshops delivered	Training in the use of drones for surveillance activities, including equipment (Ecuador)	Workshops (#)	0	2020	Training Reports	P	0	0	1	1	P	0	0	17000	17000	Regional Integration	SUS	
						P(a)	0	0	1	1	P(a)	0	0	17000	17000			
						A	0			0	A	0			0			
1.4 Individuals Trained	Training of personnel in phytosanitary surveillance (Colombia)	Individuals (#)	0	2020	Training Reports	P	0	100	200	300	P	0	35000	10000	45000	Regional Integration	SUS	
						P(a)	0	100	200	300	P(a)	0	35000	10000	45000			
						A	0			0	A	0			0			
1.5 Individuals Trained	Training of personnel in phytosanitary surveillance (Peru)	Individuals (#)	0	2020	Training Reports	P	0	100	100	200	P	0	15000	15000	30000	Regional Integration	SUS	
						P(a)	0	100	100	200	P(a)	0	15000	15000	30000			
						A	0			0	A	0			0			
1.6 Strategies designed	Strategy for the harmonization of surveillance methodologies and protocols as well as for the methods of entry and dispersal of Fusarium Tropical Race 4 (TR4)	Strategies (#)	0	2020	Report with the strategy finalized and validated by the countries	P	0	0	1	1	P	0	0	16000	16000	Regional Integration	SUS	
						P(a)	0	0	1	1	P(a)	0	0	16000	16000			
						A	0			0	A	0			0			
2 Strengthening risk analysis and quarantine services						Physical Progress				Financial Progress				Theme	Fund	Flags		
Outputs	Output Description	Unit of Measure	Baseline	Baseline Year	Means of verification	2020	2021	2022	EOP	2020	2021	2022	EOP					
2.1 Training workshops delivered	Regional training workshop on risk management and risk communication (Regional)	Workshops (#)	0	2020	Report of the strategy validated by the countries	P	0	1	0	1	P	0	29000	0	29000	Regional Integration	SUS	
						P(a)	0	1	0	1	P(a)	0	29000	0	29000			
						A	0			0	A	0			0			
2.2 Diagnostics and assessments completed	Assessment of the biosafety level in 244 Cavendish banana production sites registered with the National Agrarian Institute (ICA, Colombia)	Diagnostics (#)	0	2020	Report of the assessment validated by the National Agrarian Institute (ICA, Colombia)	P	0	100	144	244	P	0	13000	22000	35000	Regional Integration	SUS	
						P(a)	0	100	144	244	P(a)	0	13000	22000	35000			
						A	0			0	A	0			0			
2.3 Strategies designed	Update the risk analysis available in Peru, identifying new possible routes of entry and dispersal of Fusarium Tropical Race 4 (TR4)	Strategies (#)	0	2020	Report of the strategy finalized and validated by the National Agrarian Health Service (SENASA, Peru)	P	0	1	0	1	P	0	40000	0	40000	Regional Integration	SUS	
						P(a)	0	1	0	1	P(a)	0	40000	0	40000			
						A	0			0	A	0			0			
2.4 Strategies implemented	Harmonization of the general quarantine procedures and the implementation of pest risk analysis at the national level with the countries of the region	Strategies (#)	0	2020	Report of the strategy finalized and validated by the national phytosanitary organizations of Peru, Colombia and Ecuador	P	0	0	3	3	P	0	0	9000	9000	Regional Integration	SUS	
						P(a)	0	0	3	3	P(a)	0	0	9000	9000			
						A	0			0	A	0			0			
3 Prevention and Control the Fusarium Tropical Race 4 (Fusarium TR4)						Physical Progress				Financial Progress				Theme	Fund	Flags		
Outputs	Output Description	Unit of Measure	Baseline	Baseline Year	Means of verification	2020	2021	2022	EOP	2020	2021	2022	EOP					
3.1 Technical support for the implementation of Fusarium Tropical Race 4 (RT4) prevention and control activities in Colombia, Ecuador and Peru		#	0	2020	Report of the activities implemented validated and approved by the National Phytosanitary Organizations (NPOs) of Colombia, Peru and Ecuador	P	0	0	3	3	P	0	0	23000	23000	Agricultural Productivity and Food Security	SUS	
						P(a)	0	0	3	3	P(a)	0	0	23000	23000			
						A	0			0	A	0			0			
3.2 Training workshops delivered	Regional virtual workshop for inspectors at the points of entry to strengthen the use of scanners (Regional)	Workshops (#)	0	2020	Training syllabus and report	P	0	1	0	1	P	0	5000	0	5000	Regional Integration	SUS	
						P(a)	0	1	0	1	P(a)	0	5000	0	5000			
						A	0			0	A	0			0			
3.3 Strategies implemented	Strategy for the disinfection of containers in maritime ports of Ecuador developed and implemented	Strategies (#)	0	2020	Report of the strategy finalized and validated by Agrocalidad	P	0	1	0	1	P	0	10000	0	10000	Regional Integration	SUS	
						P(a)	0	1	0	1	P(a)	0	10000	0	10000			
						A	0			0	A	0			0			
3.4 Individuals Trained	Regional strengthening of the technical capacities of phytosanitary inspectors who carry out field work (Peru)	Individuals (#)	0	2020	Report of the training validated by the National Phytosanitary Organizations of Peru, Colombia and Ecuador	P	0	30	30	60	P	0	2500	2500	5000	Regional Integration	SUS	
						P(a)	0	30	30	60	P(a)	0	2500	2500	5000			
						A	0			0	A	0			0			
3.5 Strategies designed	Regional strategy for the review and harmonization of procedures for the production, commercialization and dissemination of pest risk analysis	Strategies (#)	0	2020	Report of the strategy finalized and validated by the National Phytosanitary Organizations of Peru, Colombia and Ecuador	P	0	2	1	3	P	0	2000	8000	10000	Regional Integration	SUS	
						P(a)	0	2	1	3	P(a)	0	2000	8000	10000			
						A	0			0	A	0			0			
3.6 Individuals Trained	Training on biosecurity measures for banana and plantain producers in Colombia (300)	Individuals (#)	0	2020	Training Reports validated by the National Agrarian Institute (ICA, Colombia)	P	0	150	150	300	P	0	52000	45000	97000	Regional Integration	SUS	
						P(a)	0	150	150	300	P(a)	0	52000	45000	97000			
						A	0			0	A	0			0			
3.7 Strategies implemented	Harmonization and strengthening of communication and information dissemination	Strategies (#)	0	2020	Report of the strategy finalized and validated by the National Agrarian Health Service (SENASA, Peru)	P	0	0	1	1	P	0	0	18000	18000	Regional Integration	SUS	
						P(a)	0	0	1	1	P(a)	0	0	18000	18000			
						A	0			0	A	0			0			
3.8 Strategies implemented	Implementation of a strategy for procedures and protocols to deal with possible outbreaks of Fusarium Tropical Race 4 (TR4)	Strategies (#)	0	2020	Report of the drill validated by National Agrarian Health Service (SENASA, Peru)	P	0	0	1	1	P	0	0	14000	14000	Regional Integration	SUS	
						P(a)	0	0	1	1	P(a)	0	0	14000	14000			
						A	0			0	A	0			0			