






Results Matrix

Outcomes

|          |  |  |
|----------|--|--|
| Outcome: | 1 Create a network of stakeholders organized around the topic of air pollution in LAC                    |  |
| Outcome: | 2 Generate new knowledge centered around the topic of air pollution in LAC to be available for decision- |  |

CRF Indicator

Outputs: Annual Physical and Financial Progress

| 1 Comp 1                       |   |                 |          |               |   | Physical Progress |      |      |      |     | Financial Progress |      |        |        |        |                                       |      |   |
|--------------------------------|---|-----------------|----------|---------------|---|-------------------|------|------|------|-----|--------------------|------|--------|--------|--------|---------------------------------------|------|---|
| Outputs                        | Output Description  | Unit of Measure | Baseline | Baseline Year | Means of verification                   |                   | 2020 | 2021 | 2022 | EOP |                    | 2020 | 2021   | 2022   | EOP    | Theme                                 | Fund | Flags   |
| 1.1 Workshops organized        | Workshop to select proposals/cross-fertilization of granted proposals                               | Workshops (#)   | 0        | 2019          | Meeting agenda and list of participants | P                 | 0    | 1    | 0    | 1   | P                  | 0    | 0      | 0      | 0      | Sustainable Energy and Climate Change | SUS  |  |
|                                |   |                 |          |               |   | P(a)              | 0    | 1    | 0    | 1   | P(a)               | 0    | 0      | 0      | 0      |                                       |      |   |
|                                |   |                 |          |               |   | A                 | 0    |      |      | 0   | A                  | 0    |        |        | 0      |                                       |      |   |
| 1.2 Working Papers prepared    | A set of three to seven studies are funded  | Papers (#)      | 0        | 2019          | Received and approved by Team Leader    | P                 | 0    | 0    | 6    | 6   | P                  | 0    | 124000 | 124000 | 248000 | Sustainable Energy and Climate Change | SUS  |  |
|                                |   |                 |          |               |   | P(a)              | 0    | 0    | 6    | 6   | P(a)               | 0    | 124000 | 124000 | 248000 |                                       |      |   |
|                                |   |                 |          |               |   | A                 | 0    |      |      | 0   | A                  | 0    |        |        | 0      |                                       |      |   |
| 2 Comp 2                       |   |                 |          |               |   | Physical Progress |      |      |      |     | Financial Progress |      |        |        |        |                                       |      |   |
| Outputs                        | Output Description  | Unit of Measure | Baseline | Baseline Year | Means of verification                   |                   | 2020 | 2021 | 2022 | EOP |                    | 2020 | 2021   | 2022   | EOP    | Theme                                 | Fund | Flags   |
| 2.1 Workshops organized        | Collective workshop/webinar to present proposals held in the region at the beginning of the project | Workshops (#)   |          | 2019          | Meeting agenda and list of participants | P                 | 0    | 0    | 1    | 1   | P                  | 0    | 0      | 20000  | 20000  | Sustainable Energy and Climate Change | SUS  |  |
|                                |   |                 |          |               |   | P(a)              | 0    | 0    | 1    | 1   | P(a)               | 0    | 0      | 20000  | 20000  |                                       |      |   |
|                                |   |                 |          |               |   | A                 | 0    |      |      | 0   | A                  | 0    |        |        | 0      |                                       |      |   |
| 2.3 IADB publication developed |   | IADB publicaton | 0        | 2019          | IADB paper series                       | P                 | 0    | 0    | 1    | 1   | P                  | 0    | 0      | 32000  | 32000  | Sustainable Energy and Climate Change | SUS  |   |
|                                |   |                 |          |               |   | P(a)              | 0    | 0    | 1    | 1   | P(a)               | 0    | 0      | 32000  | 32000  |                                       |      |   |
|                                |   |                 |          |               |   | A                 | 0    |      |      | 0   | A                  | 0    |        |        | 0      |                                       |      |   |

Other Cost

Total Cost

|      | 2020 | 2021         | 2022         | Total Cost   |
|------|------|--------------|--------------|--------------|
| P    |      | \$124,000.00 | \$176,000.00 | \$300,000.00 |
| P(a) |      | \$124,000.00 | \$176,000.00 | \$300,000.00 |
| A    |      |              |              |              |

CRF Indicator

Standard Output Indicator