







Results Matrix

Outcomes

Outcome:	1 Support for strengthening the regulatory framework to promote safe and sustainable urban mobility and accessibility									
Indicators	Flags*	Unit of Measure	Baseline	Baseline Year	Means of verification		2022	2023	2024	EOP
1.1 Implementation of pilots in road safety		Pilots (#)	0.00	2022	Implemented pilot	P		2.00	2.00	4.00
						P(a)		2.00	2.00	4.00
						A				
1.2 Campaign with intervention to reduce sexual harassment in public transport		Estrategias (#)	0.00	2022	Annual report	P		1.00	1.00	2.00
						P(a)		1.00	1.00	2.00
						A				

 CRF Indicator

Outputs: Annual Physical and Financial Progress

1 Regulatory Framework and Institutional Strengthening						Physical Progress				Financial Progress				Theme	Fund	Flags		
Outputs	Output Description	Unit of Measure	Baseline	Baseline Year	Means of verification	2022	2023	2024	EOP	2022	2023	2024	EOP					
1.1 Diagnostics and assessments completed	Report of applied methodologies for Vehicle Technical Review	Diagnostics (#)	0	2022	Diagnostics and assessments completed	P		1	1	2	P		10000	10000	20000	Sustainable Infrastructure	W2B	
						P(a)		1	1	2	P(a)		10000	10000	20000			
						A					A							
1.2 Action plans implemented	Elaboration of the "baremos de salud" system	Action Plans (#)	0	2022	Action plans implemented	P		1		1	P		20000		20000	Sustainable Infrastructure	W2B	
						P(a)		1		1	P(a)		20000		20000			
						A					A							
2 Safe and Inclusive Urban Mobility						Physical Progress				Financial Progress								
Outputs	Output Description	Unit of Measure	Baseline	Baseline Year	Means of verification	2022	2023	2024	EOP	2022	2023	2024	EOP	Theme	Fund	Flags		
2.1 Supervision reports completed	Analysis of existing methodologies in the country for the determination of critical points and prioritization of road management	Reports (#)	0	2022	Supervision reports completed	P			1	1	P			40000	40000	Sustainable Infrastructure	W2B	
						P(a)			1	1	P(a)			40000	40000			
						A					A							
3 Design and implementation of pilot plans						Physical Progress				Financial Progress								
Outputs	Output Description	Unit of Measure	Baseline	Baseline Year	Means of verification	2022	2023	2024	EOP	2022	2023	2024	EOP	Theme	Fund	Flags		
3.1 Pilot interventions implemented	Design and implementation of pilots in road safety in Costa Rica	Pilots (#)	0	2022	Pilot interventions implemented	P		1	1	2	P		30000	30000	60000	Sustainable Infrastructure	W2B	
						P(a)		1	1	2	P(a)		30000	30000	60000			
						A					A							
3.2 Strategies designed	Campaign with intervention to reduce sexual harassment in public transport	Strategies (#)	0	2022	Strategies designed	P			1	1	P			30000	30000	Sustainable Infrastructure	W2B	
						P(a)			1	1	P(a)			30000	30000			
						A					A							
4 Mainstreaming actions in the field of road safety						Physical Progress				Financial Progress								
Outputs	Output Description	Unit of Measure	Baseline	Baseline Year	Means of verification	2022	2023	2024	EOP	2022	2023	2024	EOP	Theme	Fund	Flags		
4.1 Supervision reports completed	Project execution support (road safety mainstreaming in transport portfolio operations)	Reports (#)	0	2022	Supervision reports completed	P		1	1	2	P		25000	15000	40000	Sustainable Infrastructure	W2B	
						P(a)		1	1	2	P(a)		25000	15000	40000			
						A					A							

Other Cost

Total Cost

	2022	2023	2024	Total Cost
P		\$85,000.00	\$125,000.00	\$210,000.00
P(a)		\$85,000.00	\$125,000.00	\$210,000.00
A				

 CRF Indicator

 Standard Output Indicator