







Results Matrix

Outcomes												
Outcome:		1 Air integration policies										
Indicators		Flags*	Unit of Measure	Baseline	Baseline Year	Means of verification		2019	2020	2021	2022	EOP
1.1 Impact studies of air liberalization developed			studies (#)	0.00	2019	Document finalized and approved by the executing agency of the program	P	0.00	1.00	0.00	0.00	1.00
							P(a)	0.00	1.00	0.00	0.00	1.00
							A					
1.2 Number of participants attending the on-line training			participants (#)	0.00	2019	Training evaluation reports filled	P	0.00	0.00	40.00	0.00	40.00
							P(a)	0.00	0.00	40.00	0.00	40.00
							A					
1.3 Number of countries participants attending the on-line training			countries (#)	0.00	2019	Report with the number of country participants on the on-line training	P	0.00	0.00	10.00	0.00	10.00
							P(a)	0.00	0.00	10.00	0.00	10.00
							A					
Outcome:		2 Prepare mechanisms for planning, regulation and financing of airport infrastructure										
Indicators		Flags*	Unit of Measure	Baseline	Baseline Year	Means of verification		2019	2020	2021	2022	EOP
2.1 Financing structures analysis for airport infrastructure concluded			study (#)	0.00	2019	# studies developed	P	0.00	1.00	0.00	0.00	1.00
							P(a)	0.00	1.00	0.00	0.00	1.00
							A					
Outcome:		3 Support the implementation of international ICAO technical standards (safety and emissions) and the adoption of biofuels										
Indicators		Flags*	Unit of Measure	Baseline	Baseline Year	Means of verification		2019	2020	2021	2022	EOP
3.1 Support for the development of the Corsia initiative concluded			study (#)	0.00	2019	Document finalized and approved by the executing agency of the program	P	0.00	0.00	1.00	0.00	1.00
							P(a)	0.00	0.00	1.00	0.00	1.00
							A					
3.2 Number of participants that attending the training			participants (#)	0.00	2019	Training evaluation reports filled	P	0.00	0.00	0.00	40.00	40.00
							P(a)	0.00	0.00	0.00	40.00	40.00
							A					
3.3 Number of countries participants attending the training			countries (#)	0.00	2019	# country supported to implement Corsia initiative	P	0.00	0.00	0.00	10.00	10.00
							P(a)	0.00	0.00	0.00	10.00	10.00
							A					

 CRF Indicator

Outputs: Annual Physical and Financial Progress

1 Regional and national air integration policies						Physical Progress						Financial Progress						Theme	Fund	Flags
Outputs	Output Description	Unit of Measure	Baseline	Baseline Year	Means of verification	2019	2020	2021	2022	EOP	2019	2020	2021	2022	EOP					
1.1 Diagnostics and assessments completed	Impact studies of air liberalization in Latin America and the Caribbean	Diagnostics (#)	0	2019	Document finalized and approved by the executing agency of the program	P	0	1	0	0	1	P	0	35000	15000	0	50000	Sustainable Infrastructure	MFR	
						P(a)	0	1	0	0	1	P(a)	0	35000	15000	0	50000			
						A						A								
1.2 Institutional capacity analysis conducted	Support for policy reforms in the air sector	Assessments (#)	0	2019	Document finalized and approved by the executing agency of the program	P	0	0	1	1	2	P	0	50000	50000	0	100000	Sustainable Infrastructure	MFR	
						P(a)	0	0	1	1	2	P(a)	0	50000	50000	0	100000			
						A						A								
1.3 Training products developed	Training of officials of civil aviation agencies in air and airport regulation	Products (#)	0	2019	Document finalized and approved by the executing agency of the program	P	0	0	1	0	1	P	0	25000	50000	0	75000	Sustainable Infrastructure	INF	
						P(a)	0	0	1	0	1	P(a)	0	25000	50000	0	75000			
						A						A								
2 Mechanisms for planning, regulation and financing of airport infrastructure						Physical Progress						Financial Progress						Theme	Fund	Flags
Outputs	Output Description	Unit of Measure	Baseline	Baseline Year	Means of verification	2019	2020	2021	2022	EOP	2019	2020	2021	2022	EOP					
2.1 Conceptual financing study developed		Study (#)	0	2019	Document finalized and approved by the executing agency of the program	P	0	1	0	0	1	P	0	35000	0	0	35000	Sustainable Infrastructure	INF	
						P(a)	0	1	0	0	1	P(a)	0	35000	0	0	35000			
						A						A								
2.2 Pilot interventions designed	Pilot project for airport investment developed	Pilots (#)	0	2019	Document finalized and approved by the executing agency of the program	P	0	0	0	1	1	P	0	0	30000	10000	40000	Sustainable Infrastructure	INF	
						P(a)	0	0	0	1	1	P(a)	0	0	30000	10000	40000			
						A						A								
3 Implementation of international ICAO technical standards (safety and emissions) and acceleration of adoption of biofuels						Physical Progress						Financial Progress						Theme	Fund	Flags
Outputs	Output Description	Unit of Measure	Baseline	Baseline Year	Means of verification	2019	2020	2021	2022	EOP	2019	2020	2021	2022	EOP					
3.1 Implementation and Management Plan developed	Implementation plan for the first phase of the commitments of the CORSIA initiative	Plans (#)	0	2019	Document finalized and approved by the executing agency of the program	P	0	0	1	0	1	P	0	10000	15000	0	25000	Sustainable Infrastructure	INF	
						P(a)	0	0	1	0	1	P(a)	0	10000	15000	0	25000			
						A						A								
3.2 Training workshops delivered	Training for international technical standards of ICAO delivered	Workshops (#)	0	2019	Events reports completed and approved by the executing agency of the program	P	0	1	1	0	2	P	0	15000	10000	0	25000	Sustainable Infrastructure	INF	
						P(a)	0	1	1	0	2	P(a)	0	15000	10000	0	25000			
						A						A								

Other Cost

Total Cost

	2019	2020	2021	2022	Total Cost
P		\$170,000.00	\$170,000.00	\$10,000.00	\$350,000.00
P(a)		\$170,000.00	\$170,000.00	\$10,000.00	\$350,000.00
A					