








Results Matrix

Outcomes

Outcome:	1 Raised awareness on Urban Health Management Tools									
Indicators	Flags*	Unit of Measure	Baseline	Baseline Year	Means of verification		2020	2021	2022	EOP
1.1 Raised awareness of Covid-19 Emergency Management Strategies at the city level in the region.		Cities	0.00	2020	Campaigned approved by Team Leader	P	0.00	100.00	0.00	100.00
						P(a)	0.00	100.00	0.00	100.00
						A				
1.2 The application of Urban Health Management tools at the city level		Cities	0.00	2020	Team Leader approves efforts undertaken	P	0.00	0.00	2.00	2.00
						P(a)	0.00	0.00	2.00	2.00
						A				

 CRF Indicator

Outputs: Annual Physical and Financial Progress

1 Lessons learned and recommendations for crisis management at a local level from the COVID-19 pandemic						Physical Progress					Financial Progress							
Outputs	Output Description	Unit of Measure	Baseline	Baseline Year	Means of verification		2020	2021	2022	EOP		2020	2021	2022	EOP	Theme	Fund	Flags
1.1 Awareness raising campaigns designed/implemented	One outreach campaign with the audiovisual materials created	Campaigns (#)	0	2020	Campaigned delivered	P	0	1	0	1	P	0	60000	0	60000	Disaster Prevention	SUS	
						P(a)	0	0	0	0	P(a)	0	0	0	0			
						A	0			0	A	0			0			
2 Design of a Diagnostic and Management tools for Healthy Cities						Physical Progress					Financial Progress							
Outputs	Output Description	Unit of Measure	Baseline	Baseline Year	Means of verification		2020	2021	2022	EOP		2020	2021	2022	EOP	Theme	Fund	Flags
2.1 Tools designed/strengthened	Conceptual Framework for Urban Health Management delivered to HUD	Tools (#)	0	2020	Document approved by Team LEader	P	0	1	0	1	P	0	42000	0	42000	Sustainable Cities	SUS	
						P(a)	0	0	0	0	P(a)	0	0	0	0			
						A	0			0	A	0			0			
2.2 Monitoring and evaluation systems designed	Diagnostic tool for Urban Health Management	M&E systems (#)	0	2020	Document approved by Team Leader	P	0	1	0	1	P	0	18000	0	18000	Sustainable Cities	SUS	
						P(a)	0	0	0	0	P(a)	0	0	0	0			
						A	0			0	A	0			0			
2.3 Methodologies designed/strengthened	Document with a compilation of relevant tools for Urban Health Management	Methodologies (#)	0	2020	Document approved by Team Leader	P	0	1	0	1	P	0	24000	0	24000	Sustainable Cities	SUS	
						P(a)	0	0	0	0	P(a)	0	0	0	0			
						A	0			0	A	0			0			
2.4 Pilot interventions implemented	2 pilots using the management tool for urban health management	Pilots (#)	0	2020	Implementation approved by Team Leader	P	0	0	2	2	P	0	0	36000	36000	Sustainable Infrastructure	SUS	
						P(a)	0	0	0	0	P(a)	0	0	0	0			
						A	0			0	A	0			0			
3 Diffusion and dissemination						Physical Progress					Financial Progress							
Outputs	Output Description	Unit of Measure	Baseline	Baseline Year	Means of verification		2020	2021	2022	EOP		2020	2021	2022	EOP	Theme	Fund	Flags
3.1 Webinars delivered	3 Webinars with different stakeholders on the results of the Pilots and tools	Webinars (#)	0	2020	Webinars delivered	P	0	0	3	3	P	0	0	5000	5000	Sustainable Cities	SUS	
						P(a)	0	0	0	0	P(a)	0	0	0	0			
						A	0			0	A	0			0			
3.2 Technical notes created	Publication with Urban Management Tool	Notes (#)	0	2020	Document approved by Team Leader	P	0	0	1	1	P	0	0	15000	15000	Sustainable Cities	SUS	
						P(a)	0	0	0	0	P(a)	0	0	0	0			
						A	0			0	A	0			0			

Other Cost

Total Cost

	2020	2021	2022	Total Cost
P		\$144,000.00	\$56,000.00	\$200,000.00
P(a)				
A				

 CRF Indicator

 Standard Output Indicator