



Results Matrix





Outcomes

Outcome:

1 Establishment of a roadmap and joint strategy with two key industries.



Outputs: Annual Physical and Financial Progress

1 Design of sector-based skills strategies.						Physical Progress				Financial Progress				Theme	Fund	Flags		
Outputs	Output Description	Unit of Measure	Baseline	Baseline Year	Means of verification	2021	2022	2023	EOP	2021	2022	2023	EOP					
1.1 Strategies designed	Mapping and developing skills strategies for the sector	Strategies (#)	0	2020	Sector proposal presented and approved by sector representatives.	P	1	0	0	1	P	10000	10000	0	20000	Labor Markets	SOC	
						P(a)	1	0	0	1	P(a)	10000	10000	0	20000			
						A					A							
2 Piloting of an agile and scalable reconversion model.						Physical Progress				Financial Progress				Theme	Fund	Flags		
Outputs	Output Description	Unit of Measure	Baseline	Baseline Year	Means of verification	2021	2022	2023	EOP	2021	2022	2023	EOP					
2.1 Pilot interventions designed	Design and implementation of a training pilot based on one of the sector skills strategies	Pilots (#)	0	2020	Pilot proposals approved by sectors.	P	1	1	0	2	P	40000	10000	0	50000	Labor Markets	SOC	
						P(a)	1	1	0	2	P(a)	40000	10000	0	50000			
						A					A							
2.2 Individuals Trained	Implement one of the sector skills strategies developed in Component I	Individuals (#)	0	2020	Report of individuals who have completed the training program.	P	0	600	400	1000	P	40000	90000	0	130000	Labor Markets	SOC	
						P(a)	0	600	400	1000	P(a)	40000	90000	0	130000			
						A					A							
2.3 Networks/communities of practice established	Development and implementation of a coordination mechanism for the key players in the selected industries to prioritize the	Networks (#)	0	2020	Aide memoire confirming strategy/pilot validation by sector.	P	1	0	0	1	P	25000	25000	0	50000	Labor Markets	SOC	
						P(a)	1	0	0	1	P(a)	25000	25000	0	50000			
						A					A							

Other Cost

Total Cost

	2021	2022	2023	Total Cost
P	\$115,000.00	\$135,000.00		\$250,000.00
P(a)	\$115,000.00	\$135,000.00		\$250,000.00
A				

