








Results Matrix

Outcomes

Outcome:	1 strengthen the centralized teacher allocation systems in Ecuador with a specific focus on indigenous teachers and ools						
Indicators	Flags*	Unit of Measure	Baseline	Baseline Year	Means of verification	EOP	
1.1 Increased percentage of qualified teachers assigned to indigenous schools		%	27.00	2020	Progress report	P	30.00
						P(a)	
						A	
 CRF Indicator							

Outputs: Annual Physical and Financial Progress

1 Assessments and improvements in the mechanisms for teacher assignment in indigenous education in Ecuador						Physical Progress					Financial Progress					Theme	Fund	Flags
Outputs	Output Description	Unit of Measure	Baseline	Baseline Year	Means of verification		2020	2021	2022	EOP		2020	2021	2022	EOP			
1.1 Diagnostics and assessments completed	diagnosis of the current mechanisms in teacher assignment to indigenous schools in Ecuador and the profile of teachers currently	Diagnostics (#)	0	2020	Progress report	P	0	1	0	1	P	0	50000	0	50000	Education	SOC	
						P(a)	0	1	0	1	P(a)	0	50000	0	50000			
						A	0			0	A	0			0			
1.2 Diagnostics and assessments completed	diagnosis of the effectiveness of technological platforms used to allocate teachers to indigenous schools in Ecuador	Diagnostics (#)	0	2020	Progress report	P	0	1	0	1	P	0	50000	0	50000	Education	SOC	
						P(a)	0	1	0	1	P(a)	0	50000	0	50000			
						A	0			0	A	0			0			
2 Technical Assistance to teacher allocation platforms, with focus on indigenous culture						Physical Progress					Financial Progress					Theme	Fund	Flags
Outputs	Output Description	Unit of Measure	Baseline	Baseline Year	Means of verification		2020	2021	2022	EOP		2020	2021	2022	EOP			
2.1 Strategies designed	propose new front-end and back-end technologies and techniques	Strategies (#)	0	2020	Progress report	P	0	1	0	1	P	0	50000	0	50000	Education	SOC	
						P(a)	0	1	0	1	P(a)	0	50000	0	50000			
						A	0			0	A	0			0			
2.2 Strategies implemented	introduce new technologies such as more effective back-end match algorithms, behavioral interventions, AI and	Strategies (#)	0	2020	Progress report	P	0	1	1	2	P	0	50000	50000	100000	Education	SOC	
						P(a)	0	1	1	2	P(a)	0	50000	50000	100000			
						A	0			0	A	0			0			
3 Evaluation and dissemination						Physical Progress					Financial Progress					Theme	Fund	Flags
Outputs	Output Description	Unit of Measure	Baseline	Baseline Year	Means of verification		2020	2021	2022	EOP		2020	2021	2022	EOP			
3.1 Experimental impact evaluation (ex-ante or ex-post) performed	evaluation of the effectiveness of AI and ML and nudges in improving equity and efficiency in the allocation of	Evaluation Final Report (#)	0	2020	Progress report	P	0	0	1	1	P	0	0	45000	45000	Education	SOC	
						P(a)	0	0	1	1	P(a)	0	0	45000	45000			
						A	0			0	A	0			0			
3.2 Seminars organized	seminar to disseminate results and showcase the use of artificial intelligence and behavioral science techniques to improve	Seminars (#)	0	2020	Presentations	P	0	0	1	1	P	0	0	5000	5000	Education	SOC	
						P(a)	0	0	1	1	P(a)	0	0	5000	5000			
						A	0			0	A	0			0			

Other Cost
Total Cost

	2020	2021	2022	Total Cost
P		\$200,000.00	\$100,000.00	\$300,000.00
P(a)		\$200,000.00	\$100,000.00	\$300,000.00
A				