





## Results Matrix

## Outcomes

<b>Outcome:</b>		1 English trainers improve their pedagogical skills in virtual environments									
Indicators	Flags*	Unit of Measure	Baseline	Baseline Year	Means of verification		2021	2022	2023	2024	EOP
1.1 Number of English trainers that improve their pedagogical skills in virtual environments		# persons	0.00	2021	Final Pilot Report	P	0.00	0.00	40.00	0.00	
						P(a)					
						A					

 CRF Indicator

## Outputs: Annual Physical and Financial Progress

1 Design and implementation of trainers' pedagogical skills evaluation mechanism						Physical Progress					Financial Progress									
Outputs	Output Description	Unit of Measure	Baseline	Baseline Year	Means of verification		2021	2022	2023	2024	EOP		2021	2022	2023	2024		Theme	Fund	Flags
1.1 Methodologies designed/strengthened	Design of methodology for the evaluation of technical and pedagogical skills in trainers	Methodologies (#)	0	2021	consulting firm report	P	1	0	0	0	1	P						Labor Markets	TVT	
						P(a)						0	P(a)							
						A						A								
1.2 New databases created	Database with the results of the implementation of the methodology for evaluating the technical and pedagogical skills in trainers	Databases (#)	0	2021	Database report stored in the bank's formal systems	P	0	1	0	0	1	P						Labor Markets	TVT	
						P(a)						0	P(a)							
						A						A								
2 Design and Implementation of the training model						Physical Progress					Financial Progress									
Outputs	Output Description	Unit of Measure	Baseline	Baseline Year	Means of verification		2021	2022	2023	2024	EOP		2021	2022	2023	2024	EOP	Theme	Fund	Flags
2.1 Design completed		# of designs	0	2021	Report prepared by consulting firm	P	0	1	0	0	1	P	0	25000	0	0	25000	Labor Markets	TVT	
						P(a)						0	P(a)				0			
						A						A								
2.2 Number of trained and evaluated instructors		# of instructors	0	2021	Report prepared by consulting firm	P	0	0	150	0	150	P	0	0	75000	0	75000	Labor Markets	TVT	
						P(a)						0	P(a)				0			
						A						A								
3 Pilot impact evaluation						Physical Progress					Financial Progress									
Outputs	Output Description	Unit of Measure	Baseline	Baseline Year	Means of verification		2021	2022	2023	2024	EOP		2021	2022	2023	2024	EOP	Theme	Fund	Flags
3.1 New databases created	databases containing trainers' and students' achievement measurements	Databases (#)	0	2021	Databases in Bank systems	P	0	0	2	0	2	P	15000	60000	60000	0	135000	Labor Markets	TVT	
						P(a)						0	P(a)				0			
						A						A								
3.2 Technical notes created	technical note with the impact evaluation of the pilot and policy recommendations	Notes (#)	0	2021	Technical note prepared by Bank's team	P	0	0	0	1	1	P	0	0	0	15000	15000	Labor Markets	TVT	
						P(a)						0	P(a)				0			
						A						A								

## Other Cost

**Total Cost**

	2021	2022	2023	2024	Total Cost
P	\$15,000.00	\$85,000.00	\$135,000.00	\$15,000.00	\$250,000.00
P(a)					
A					

 CRF Indicator

 **Standard Output Indicator**