







Results Matrix

Outcomes

Outcome:	1 Bandedal will enhance institutional capabilities to scale-up access to credit for micro and small businesses in EI						
Indicators	Flags*	Unit of Measure	Baseline	Baseline Year	Means of verification	EOP	
1.1 A new second-tier credit line will be tested and launched to the market		Product	0.00	2019	Operational manual approved by the Board of Directors	P	1.00
						P(a)	1.00
						A	

 CRF Indicator

Outputs: Annual Physical and Financial Progress

1 Strategic and operational instruments						Physical Progress					Financial Progress							
Outputs	Output Description	Unit of Measure	Baseline	Baseline Year	Means of verification		2019	2020	2021	EOP		2019	2020	2021	EOP	Theme	Fund	Flags
1.1 Action plans designed	Business Plan for Financial Inclusion	Action Plans (#)	0	2019	Business plan delivered by the consultant	P	0	1	0	1	P	0	30000	0	30000	Institutional Development	INS	
						P(a)	0	1	0	1	P(a)	0	30000	0	30000			
						A	0			0	A	0			0			
1.2 Diagnostics and assessments completed	SME credit gap diagnosis	Diagnostics (#)	0	2019	Credit gap diagnosis delivered by the consulting firm	P	0	1	0	1	P	0	40000	0	40000	Institutional Development	INS	
						P(a)	0	1	0	1	P(a)	0	40000	0	40000			
						A	0			0	A	0			0			
1.3 New financial instruments developed	Partial guarantee scheme designed	Instruments (#)	0	2019	Partial guarantee scheme designed by the consultant	P	0	0	1	1	P	0	0	30000	30000	Institutional Development	INS	
						P(a)	0	0	1	1	P(a)	0	0	30000	30000			
						A	0			0	A	0			0			
1.4 Monitoring and Evaluation Plan developed	Monitoring and Evaluation Plan tailor made for BANDESAL	Plans (#)	0	2019	Monitoring and Evaluation Plan delivered by the consultant	P	0	0	1	1	P	0	0	20000	20000	Social Development	INS	
						P(a)	0	0	1	1	P(a)	0	0	20000	20000			
						A	0			0	A	0			0			
2 Technical capacities and dissemination of results						Physical Progress					Financial Progress							
Outputs	Output Description	Unit of Measure	Baseline	Baseline Year	Means of verification		2019	2020	2021	EOP		2019	2020	2021	EOP	Theme	Fund	Flags
2.1 Individuals Trained	Bandesal's personnel trained	Individuals (#)	0	2019	Bandesal's personnel trained	P	0	10	20	30	P	0	5000	10000	15000	Institutional Development	INS	
						P(a)	0	10	20	30	P(a)	0	5000	10000	15000			
						A	0			0	A	0			0			
2.2 Technical notes created	Dissemination products	Notes (#)	0	2019	Dissemination products delivered	P	0	0	1	1	P	0	0	15000	15000	Institutional Development	INS	
						P(a)	0	0	1	1	P(a)	0	0	15000	15000			
						A	0			0	A	0			0			

Other Cost

Total Cost

	2019	2020	2021	Total Cost
P		\$75,000.00	\$75,000.00	\$150,000.00
P(a)		\$75,000.00	\$75,000.00	\$150,000.00
A				

 CRF Indicator

 Standard Output Indicator