







Results Matrix

Outcomes

Outcome:	1 Preparation of the Rehabilitation and Expansion of Puerto Manzanillo Program and compliance with the criteria eligibility for the disbursement of the operation								
Indicators	Flags*	Unit of Measure	Baseline	Baseline Year	Means of verification		2020	2021	EOP
1.1 Design of the operation DR-L1141 finalized		Number of operations	0.00	2020	Loan Contract DR-L1141 signed	P	1.00	0.00	1.00
						P(a)	1.00	0.00	1.00
						A			

 CRF Indicator

Outputs: Annual Physical and Financial Progress

1 Port management model and regulation adjustments						Physical Progress				Financial Progress				Theme	Fund	Flags
Outputs	Output Description	Unit of Measure	Baseline	Baseline Year	Means of verification	2020	2021	EOP	2020	2021	EOP					
1.1 Institutional development plan designed	Review of the current regulatory framework.	Plans (#)	0	2020	Report received and approved by the Executor	P	1	0	1	P	25000	0	25000	Sustainable Infrastructure	INF	
						P(a)	1	0	1	P(a)	25000	0	25000			
						A				A						
1.2 Project implementation unit strengthened	Improvements in public operator capabilities in port management.	PIUs (#)	0	2020	Report received and approved by the Executor	P	1	0	1	P	25000	50000	75000	Sustainable Infrastructure	INF	
						P(a)	1	0	1	P(a)	25000	50000	75000			
						A				A						
2 Basis conceptual technical designs of the Master Plan						Physical Progress				Financial Progress				Theme Fund Flags		
Outputs	Output Description	Unit of Measure	Baseline	Baseline Year	Means of verification	2020	2021	EOP	2020	2021	EOP	Theme	Fund	Flags		
2.1 Architectural/structural design completed	This component will finance studies to determine the best engineering alternative, as well as, the design of the	Designs (#)	0	2020	Report received and approved by the Executor	P	2	0	2	P	120000	60000	180000	Sustainable Infrastructure	INF	
						P(a)	2	0	2	P(a)	120000	60000	180000			
						A				A						
3 Socio-environmental assessment and natural disaster risks						Physical Progress				Financial Progress				Theme Fund Flags		
Outputs	Output Description	Unit of Measure	Baseline	Baseline Year	Means of verification	2020	2021	EOP	2020	2021	EOP	Theme	Fund	Flags		
3.1 Environmental impact assessment completed	Studies will be funded to have a comprehensive socio-environmental assessment that assess compliance	Assessments (#)	0	2020	Report received and approved by the Executor	P	1	1	2	P	75000	15000	90000	Sustainable Infrastructure	SUS	
						P(a)	1	1	2	P(a)	75000	15000	90000			
						A				A						
3.2 Mitigation study completed	Comprehensive analysis of disaster risks to develop a strategy to mitigate them.	Studies (#)	0	2020	Report received and approved by the Executor	P	1	0	1	P	15000	15000	30000	Sustainable Infrastructure	SUS	
						P(a)	1	0	1	P(a)	15000	15000	30000			
						A				A						
4 Potential demand						Physical Progress				Financial Progress				Theme Fund Flags		
Outputs	Output Description	Unit of Measure	Baseline	Baseline Year	Means of verification	2020	2021	EOP	2020	2021	EOP	Theme	Fund	Flags		
4.1 Prefeasibility Studies undertaken	Studies of potential sources of cargo generation in the area of influence.	Studies (#)	0	2020	Report received and approved by the Executor	P	1	1	2	P	50000	50000	100000	Sustainable Infrastructure	RIN	
						P(a)	1	1	2	P(a)	50000	50000	100000			
						A				A						

Other Cost

Total Cost

	2020	2021	Total Cost
P	\$310,000.00	\$190,000.00	\$500,000.00
P(a)	\$310,000.00	\$190,000.00	\$500,000.00
A			

 CRF Indicator

 Standard Output Indicator