






Results Matrix

Outcomes

Outcome:	1 Recommendations for rural education policy										
Indicators		Flags*	Unit of Measure	Baseline	Baseline Year	Means of verification		2019	2020	2021	EOP
1.1 Policy recommendations aiming at improving rural education conditions: access and quality			Document	0.00	2019	Document approved by the Team Leader	P	0.00	0.00	2.00	2.00
							P(a)	0.00	0.00	2.00	2.00
							A	0.00			2.00
Outcome:	2 Improving rural principals' school management and pedagogical skills										
Indicators		Flags*	Unit of Measure	Baseline	Baseline Year	Means of verification		2019	2020	2021	EOP
2.1 Policy recommendations aiming at improving rural principals' school management and pedagogical skills			Document	0.00	2019	Document approved by the Team Leader	P	0.00	1.00	1.00	2.00
							P(a)	0.00	1.00	1.00	2.00
							A	0.00			2.00
Outcome:	3 CO-L1229 interventions for preschool and primary designed										
Indicators		Flags*	Unit of Measure	Baseline	Baseline Year	Means of verification		2019	2020	2021	EOP
3.1 CO-L1229 intervention for preschool designed			Document	0.00	2019	Intervention designed and conciliated with the Ministry of Education	P	0.00	1.00	0.00	1.00
							P(a)	0.00	1.00	0.00	1.00
							A				
3.2 CO-L1229 intervention for primary designed			Document	0.00	2019	Intervention designed and conciliated with the Ministry of Education	P	0.00	1.00	0.00	1.00
							P(a)	0.00	0.00	0.00	1.00
							A	0.00			

 CRF Indicator

Outputs: Annual Physical and Financial Progress

1 Rural education policy definition						Physical Progress					Financial Progress					Theme	Fund	Flags
Outputs	Output Description	Unit of Measure	Baseline	Baseline Year	Means of verification	2019		2020	2021	EOP	2019		2020	2021	EOP			
1.1 Diagnostics and assessments completed	State of the art study of rural education policies for Colombia	Diagnostics (#)	0	2019	Diagnostic completed	P	0	0	1	1	P	5000	35000	10000	50000	Education	SOC	
						P(a)	0	0	1	1	P(a)	5000	35000	10000	50000			
						A	0			0	A	5000			5000			
1.2 Diagnostics and assessments completed	Rural education management processes study for Perú	Diagnostics (#)	0	2019	Diagnostic completed	P	0	0	1	1	P	0	60000	50000	110000	Education	SOC	
						P(a)	0	0	1	1	P(a)	0	60000	50000	110000			
						A	0			0	A	0			0			
2 Rural principals' capacitation program definition						Physical Progress					Financial Progress					Theme	Fund	Flags
Outputs	Output Description	Unit of Measure	Baseline	Baseline Year	Means of verification	2019		2020	2021	EOP	2019		2020	2021	EOP			
2.1 Strategies designed	Capacitation system design for rural principals in Perú	Strategies (#)	0	2019	Progress report	P	0	0	1	1	P	5000	20000	5000	30000	Education	SOC	
						P(a)	0	0	1	1	P(a)	5000	20000	5000	30000			
						A	0			0	A	5000			5000			
2.2 Strategies designed	Rural education strategies capacitation for rural principals	Strategies (#)	0	2019	Progress report	P	0	0	1	1	P	5000	20000	15000	40000	Education	SOC	
						P(a)	0	0	1	1	P(a)	5000	20000	15000	40000			
						A	0			0	A	5000			5000			
3 CO-L1229 interventions designed						Physical Progress					Financial Progress					Theme	Fund	Flags
Outputs	Output Description	Unit of Measure	Baseline	Baseline Year	Means of verification	2019		2020	2021	EOP	2019		2020	2021	EOP			
3.1 Implementation and Management Plan developed	Implementation and management plan developed for preschool and primary interventions	Plans (#)	0	2019	Plan completed	P	0	1	0	1	P	10000	60000	0	70000	Education	SOC	
						P(a)	0	1	0	1	P(a)	10000	60000	0	70000			
						A	0			0	A	10000			10000			

Other Cost

Total Cost

	2019	2020	2021	Total Cost
P	\$25,000.00	\$195,000.00	\$80,000.00	\$300,000.00
P(a)	\$25,000.00	\$195,000.00	\$80,000.00	\$300,000.00
A	\$25,000.00			\$25,000.00

 CRF Indicator

 Standard Output Indicator