




Results Matrix

Outcomes										
Outcome:	1 People access information on the most demanded occupations and skills and the training offer available to access those jobs									
Indicators	Flags*	Unit of Measure	Baseline	Baseline Year	Means of verification		2020	2021	2022	EOP
1.1 DestinoEmpleo users have updated information on labor demand		users	0.00	2020	Administrative data from the platform.	P	50,000.00	300,000.00	650,000.00	1,000,000.00
						P(a)				
						A				
1.2 Training programs are adjusted according to the information obtained from the platform		programs	0.00	2020	Terms of reference or curricula of new courses aligned to skills demanded	P	0.00	5.00	10.00	15.00
						P(a)				
						A				
Outcome:	2 Vulnerable groups access information on the most demanded occupations and skills and the training offer available to access those jobs									
Indicators	Flags*	Unit of Measure	Baseline	Baseline Year	Means of verification		2020	2021	2022	EOP
2.1 OMIL users benefit from information from the platform		users	0.00	2020	Annual reports of OMIL to SENCE	P	1,000.00	15,000.00	34,000.00	50,000.00
						P(a)				
						A				

 CRF Indicator

Outputs: Annual Physical and Financial Progress

1 Platform development						Physical Progress					Financial Progress							
Outputs	Output Description	Unit of Measure	Baseline	Baseline Year	Means of verification		2020	2021	2022	EOP		2020	2021	2022	EOP	Theme	Fund	Flags
1.1 Virtual platforms improved	Platform managed by the Government of Chile, functioning	Platforms (#)	0	2019	Analytical report from the platform	P	0	1	0	1	P	30000	125000	50000	205000	Labor Markets	SOC	
						P(a)				0	P(a)				0			
						A					A							
1.2 Training workshops delivered	Training workshops from Fundacion Telefonica to the Government of Chile as part of the transfer process	Workshops (#)	0	2019	Agenda, presentation and list of participants	P	0	2	0	2	P	0	15000	0	15000	Labor Markets	SOC	
						P(a)				0	P(a)				0			
						A					A							
2 Training, monitoring and communication						Physical Progress					Financial Progress							
Outputs	Output Description	Unit of Measure	Baseline	Baseline Year	Means of verification		2020	2021	2022	EOP		2020	2021	2022	EOP	Theme	Fund	Flags
2.1 Training workshops delivered	Training workshops for OMIL and other employment offices	Workshops (#)	0	2019	Proposed calendar by region, including agenda, presentation and list of participants	P	3	7	10	20	P	0	5000	5000	10000	Labor Markets	SOC	
						P(a)				0	P(a)				0			
						A					A							

Other Cost

Total Cost

	2020	2021	2022	Total Cost
P	\$30,000.00	\$145,000.00	\$55,000.00	\$230,000.00
P(a)				
A				

 CRF Indicator

 Standard Output Indicator