








Results Matrix

Outcomes		
Outcome:	1 Increase in the number of institutions in the ABDE network that formally adopt inclusive, sustainable and principles in their institutional strategies	
		

Outputs: Annual Physical and Financial Progress

1 Knowledge support and capacity building program						Physical Progress					Financial Progress					Theme	Fund	Flags
Outputs	Output Description	Unit of Measure	Baseline	Baseline Year	Means of verification	2021	2022	2023	EOP	2021	2022	2023	EOP					
1.1 Institutional development plan designed	Knowledge agenda and capacity building to favor ABDE and its associates' approved by ABDE Directorate	Plans (#)	0	2021	ABDEs Directorate Deliberation Document	P	0	1	0	1	P	0	12000	0	12000	Institutional Development	INS	
						P(a)	0	1	0	1	P(a)	0	12000	0	12000			
						A					A							
1.2 Training workshops delivered	Specialized training activity on sustainable finance, according to the strategical agenda delivered	Workshops (#)	0	2021	Training final report	P	0	2	4	6	P	0	10000	19000	29000	Institutional Development	INS	
						P(a)	0	2	4	6	P(a)	0	10000	19000	29000			
						A					A							
1.3 Tools designed/strengthened	Study to support recommendations to implement an appropriate guarantee mechanism to support SME finance in Brazil	Tools (#)	0	2021	Study final report	P	0	1	0	1	P	0	3000	10000	13000	Institutional Development	INS	
						P(a)	0	1	0	1	P(a)	0	3000	10000	13000			
						A					A							
2 Operational solutions development program						Physical Progress					Financial Progress							
Outputs	Output Description	Unit of Measure	Baseline	Baseline Year	Means of verification	2021	2022	2023	EOP	2021	2022	2023	EOP	Theme	Fund	Flags		
2.1 Pilot interventions designed	Pilots of policies and initiatives designed and implemented of ABDE's institutional network through improvement of	Pilots (#)	0	2021	ABDE sustainable policy monitoring reports presented in ABDEs Directorate Formal Meetings	P	0	1	2	3	P	0	25000	65000	90000	Institutional Development	INS	
						P(a)	0	1	2	3	P(a)	0	25000	65000	90000			
						A					A							
3 Institutional dialogue strengthening program						Physical Progress					Financial Progress							
Outputs	Output Description	Unit of Measure	Baseline	Baseline Year	Means of verification	2021	2022	2023	EOP	2021	2022	2023	EOP	Theme	Fund	Flags		
3.1 Seminars organized	National and regional events delivered	Seminars (#)	0	2021	Event final report	P	0	2	4	6	P	0	5000	11000	16000	Institutional Development	INS	
						P(a)	0	2	4	6	P(a)	0	5000	11000	16000			
						A					A							
3.2 Discussion papers developed	Publications to disseminate studies and key actions headed by ABDE according to its new sustainable agenda	Papers (#)	0	2021	Publication documents available in ABDE or IDB websites	P	0	1	2	3	P	0	0	20000	20000	Institutional Development	INS	
						P(a)	0	1	2	3	P(a)	0	0	20000	20000			
						A					A							

Other Cost
------------

Total Cost

	2021	2022	2023	Total Cost
P		\$55,000.00	\$125,000.00	\$180,000.00
P(a)		\$55,000.00	\$125,000.00	\$180,000.00
A				