










Results Matrix

Outcomes									
Outcome:	1 The National Quality System of Peru will be strengthened								
Indicators	Flags*	Unit of Measure	Baseline	Baseline Year	Means of verification		2020	EOP	
1.1 Technical standards incorporated into the public procurement documentation		#	128.00	2019	Public procurements with technical standards newly incorporated	P		140.00	
						P(a)			
						A			
1.2 Strategic instruments designed for strengthening the National Quality System		#	0.00	2019	Programs designed	P		4.00	
						P(a)			
						A			
1.3 Application of technical standards by Peruvian MSMEs		%	18.00	2018	MSMEs with application of technical standards	P		25.00	
						P(a)			
						A			



Outputs: Annual Physical and Financial Progress

1 Support for strengthening accreditation in Peru						Physical Progress					Financial Progress					Theme	Fund	Flags
Outputs	Output Description	Unit of Measure	Baseline	Baseline Year	Means of verification	2020	2021	2022	EOP	2020	2021	2022	EOP					
1.1 Diagnostics and assessments completed	Benchmarking study of international best practices in Management, Operation and Decision of	Diagnostics (#)	0	2020	Consultant Report	P	1	0	0	1	P	20000	55000	0	75000	Institutional Development	KPC	
						P(a)				0	P(a)				0			
						A					A							
1.2 Individuals Trained	Officials trained in knowledge sharing of accreditation system	Individuals (#)	0	2019	List of individuals trained	P	0	6	0	6	P	0	25000	0	25000	Institutional Development	KPC	
						P(a)				0	P(a)				0			
						A					A							
1.3 Management information systems (MIS) designed	Design of Information Platform for control and monitoring of the services provided by the Accreditation Directorate of INACAL	Systems (#)	0	2019	Design of the MIS of the Accreditation Directorate	P	0	1	0	1	P	35000	0	0	35000	Institutional Development	KPC	
						P(a)				0	P(a)				0			
						A					A							
1.4 Prefeasibility Studies undertaken	Proposal of investment plan to strengthen the conformity assessment system	Studies (#)	0	2019	Investment plan proposal	P	0	0	1	1	P	0	15000	15000	30000	Sustainable Infrastructure	KPC	
						P(a)				0	P(a)				0			
						A					A							
2 Support for strengthening the operational capacity of metrology services						Physical Progress					Financial Progress					Theme	Fund	Flags
Outputs	Output Description	Unit of Measure	Baseline	Baseline Year	Means of verification	2020	2021	2022	EOP	2020	2021	2022	EOP					
2.1 Diagnostics and assessments completed	Diagnosis and assessment of legal metrology services and metrology services for productive development	Diagnostics (#)	0	2019	Consultant Report	P	1	1	0	2	P	0	100000	30000	130000	Institutional Development	KPC	
						P(a)				0	P(a)				0			
						A					A							
2.2 Prefeasibility Studies undertaken	Proposal for investment project to strengthen metrology services	Studies (#)	0	2019	Investment plan proposal	P	0	0	1	1	P	0	30000	0	30000	Sustainable Infrastructure	KPC	
						P(a)				0	P(a)				0			
						A					A							
3 Support for promoting the demand of quality infrastructure services by MSMEs						Physical Progress					Financial Progress					Theme	Fund	Flags
Outputs	Output Description	Unit of Measure	Baseline	Baseline Year	Means of verification	2020	2021	2022	EOP	2020	2021	2022	EOP					
3.1 Diagnostics and assessments completed	Analysis of international strategies for strengthening the competitiveness and productivity of MSMEs through the Quality Infrastructure	Diagnostics (#)	0	2019	Consultant Report	P	0	1	0	1	P	0	30000		30000	Institutional Development	KPC	
						P(a)				0	P(a)				0			
						A					A							
3.2 Prefeasibility Studies undertaken	Proposal of the investment plan to promote the use of quality infrastructure by the MSMEs	Studies (#)	0	2019	Investment plan proposal	P	0	0	1	1	P	0	0	30000	30000	Sustainable Infrastructure	KPC	
						P(a)				0	P(a)				0			
						A					A							
4 Institutional capacity building of INACAL for the implementation of the National Quality Policy						Physical Progress					Financial Progress					Theme	Fund	Flags
Outputs	Output Description	Unit of Measure	Baseline	Baseline Year	Means of verification	2020	2021	2022	EOP	2020	2021	2022	EOP					
4.1 Diagnostics and assessments completed	Benchmarking of International Best Practices of NQS	Diagnostics (#)	0	2019	Consultant Report	P	0	1	0	1	P	0	0	35000	35000	Institutional Development	KPC	
						P(a)				0	P(a)				0			
						A					A							
4.2 Workshops organized	Workshops organized for dissemination of the TC results	Workshops (#)	0	2019	Workshop program	P	0	1	1	2	P	0	15000	15000	30000	Institutional Development	KPC	
						P(a)				0	P(a)				0			
						A					A							

Other Cost
Coordination, auditing and evaluation

	2020	2021	2022	Cost
P	\$10,000.00	\$20,000.00	\$20,000.00	\$50,000.00
P(a)				\$0.00
A				

Total Cost

	2020	2021	2022	Total Cost
P	\$65,000.00	\$290,000.00	\$145,000.00	\$500,000.00
P(a)				
A				