











Results Matrix



Outcome:	1 Design and implementation of a new HT-HT learning methodology in the teaching of mathematics	
Outcome:	2 Design and implementation of a new HT-HT learning methodology in CT teaching	



Outputs: Annual Physical and Financial Progress

1 Component I. Design and implementation of HT-HT learning strategies in math teaching						Physical Progress					Financial Progress					Theme			Fund	Flags
Outputs	Output Description	Unit of Measure	Baseline	Baseline Year	Means of verification		2020	2021	2022	EOP		2020	2021	2022	EOP					
1.1 Action plans designed	Action plans designed	Action Plans (#)	0	2020	Implementation plan published	P	1	0	0	1	P	136000	0	0	136000		Education	KPR		
						P(a)	1	0	0	0	P(a)	136000	0	0	0					
						A	0			0	A	0			0					
1.2 Individuals Trained	Teachers trained	Individuals (#)	0	2020	Information on Ceibal's management systems	P	0	100	0	100	P	0	43000	0	43000		Education	KPR		
						P(a)	0	100	0	100	P(a)	0	43000	0	43000					
						A	0			0	A	0			0					
1.3 Institutions trained	Education virtual platforms adapted to the new methodology	Institutions (#)	0	2020	Information on Ceibal's management systems	P	0	30	0	30	P	0	43000	0	43000		Education	KPR		
						P(a)	0	30	0	30	P(a)	0	43000	0	43000					
						A	0			0	A	0			0					
1.4 Virtual platforms improved	Education platforms adapted to the new methodology	Platforms (#)	0	2020	Semiannual progress report	P	0	1	0	1	P	0	88000	0	88000		Education	KPR		
						P(a)	0	1	0	1	P(a)	0	88000	0	88000					
						A	0			0	A	0			0					
2 Component II. Design and implementation of HT-HT learning strategies for computational thinking						Physical Progress					Financial Progress					Theme			Fund	Flags
Outputs	Output Description	Unit of Measure	Baseline	Baseline Year	Means of verification		2020	2021	2022	EOP		2020	2021	2022	EOP					
2.1 Action plans designed	Implementation plans approved	Action Plans (#)	0	2020	Implementation plan published	P	0	1	0	1	P	0	120000	0	120000		Education	KPR		
						P(a)	0	1	0	1	P(a)	0	120000	0	120000					
						A	0			0	A	0			0					
2.2 Individuals Trained	Teachers trained	Individuals (#)	0	2020	Information on Ceibal's management systems	P	0	0	100	100	P	0	0	120000	120000		Education	KPR		
						P(a)	0	0	100	100	P(a)	0	0	120000	120000					
						A	0			0	A	0			0					
2.3 Individuals Trained	Institutions participating in the pilot	Individuals (#)	0	2020	Information on Ceibal's management systems	P	0	0	30	30	P	0	0	120000	120000		Education	KPR		
						P(a)	0	0	30	30	P(a)	0	0	120000	120000					
						A	0			0	A	0			0					
3 Component III. Monitoring, and evaluation of results						Physical Progress					Financial Progress					Theme			Fund	Flags
Outputs	Output Description	Unit of Measure	Baseline	Baseline Year	Means of verification		2020	2021	2022	EOP		2020	2021	2022	EOP					
3.1 Evaluation Strategy developed		#	0	2020	Implementation plan published	P	1	0	0	1	P	35000	0	0	35000		Education	KPR		
						P(a)	1	0	0	0	P(a)	35000	0	0	0					
						A	0			0	A	0			0					
3.2 Process evaluations conducted	Results evaluations of HT-HT strategy	Evaluation Final Report (#)	0	2020	Project evaluation report	P	0	0	1	1	P	0	0	65000	65000		Education	KPR		
						P(a)	0	0	1	1	P(a)	0	0	65000	65000					
						A	0			0	A	0			0					
3.3 Supervision reports completed	Supervision reports completed	Reports (#)	0	2020	Semiannual progress report	P	1	2	2	5	P	10000	10000	10000	30000		Education	KPR		
						P(a)	1	2	2	4	P(a)	10000	10000	10000	20000					
						A	0			0	A	0			0					

Other Cost
Total Cost



	2020	2021	2022	Total Cost
P	\$181,000.00	\$304,000.00	\$315,000.00	\$800,000.00
P(a)	\$181,000.00	\$304,000.00	\$315,000.00	\$619,000.00
A				