






Results Matrix

Outcomes										
Outcome:	1 Evaluación de eficiencia procedimental en instituciones gubernamentales relativas al comercio exterior y a la atracción de inversiones. Rediseño de ventanilla única de comercio y de inversión.									
Indicators	Flags*	Unit of Measure	Baseline	Baseline Year	Means of verification		2023	2024	2025	EOP
1.1 Strategies Designed		Strategies (#)	0.00	2022		P	2.00	2.00	0.00	4.00
						P(a)	2.00	2.00	0.00	4.00
						A				
1.2 Diagnostics and assessments completed		Diagnostics (#)	0.00	2022		P	1.00	0.00	0.00	1.00
						P(a)	1.00	0.00	0.00	1.00
						A				
1.3 Training products developed		Reports (#)	0.00	2022		P	1.00	0.00	0.00	1.00
						P(a)	1.00	0.00	0.00	1.00
						A				

CRF Indicator

Outputs: Annual Physical and Financial Progress

1 Institutionalility and strategy restructuring for exports promotion and investment attraction.						Physical Progress					Financial Progress							
Outputs	Output Description	Unit of Measure	Baseline	Baseline Year	Means of verification		2023	2024	2025	EOP		2023	2024	2025	EOP	Theme	Fund	Flags
1.1 Diagnostics and assessments completed	Diagnosis studies of different economic sectors, such manufacture, natural resources and knowledge intensive	Diagnostics (#)	0	2022	Three final reports (one for each study)	P	2	1	0	3	P	40000	20000	0	60000	Regional Integration	W2D	
						P(a)	2	1	0	3	P(a)	40000	20000	0	60000			
						A					A							
1.2 Strategies designed	New operative and institutional structure design for REDIEX	Strategies (#)	0	2022	Final report	P	0	1	0	1	P	0	30000	0	30000	Regional Integration	W2D	
						P(a)	0	1	0	1	P(a)	0	30000	0	30000			
						A					A							
2 Support on trade facilitation and investment attraction policies						Physical Progress					Financial Progress							
Outputs	Output Description	Unit of Measure	Baseline	Baseline Year	Means of verification		2023	2024	2025	EOP		2023	2024	2025	EOP	Theme	Fund	Flags
2.1 Diagnostics and assessments completed	Two consultancies, one for current process screening, and a second one for carry out the new one-stop shop design	Diagnostics (#)	0	2022	Two final reports (one for each consultancy)	P	2	0	0	2	P	160000	0	0	160000	Regional Integration	W2D	
						P(a)	2	0	0	2	P(a)	160000	0	0	160000			
						A					A							

Other Cost

Total Cost

	2023	2024	2025	Total Cost
P	\$200,000.00	\$50,000.00		\$250,000.00
P(a)	\$200,000.00	\$50,000.00		\$250,000.00
A				

CRF Indicator

Standard Output Indicator