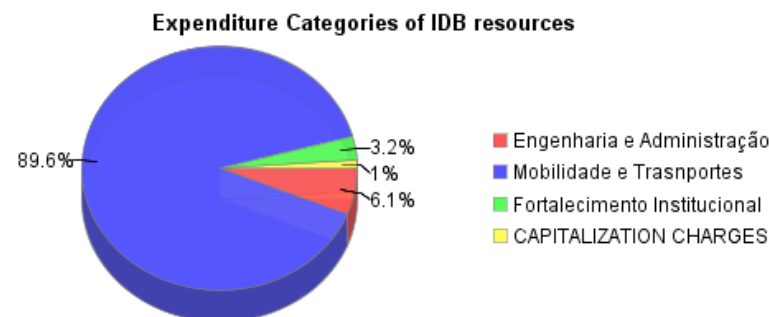
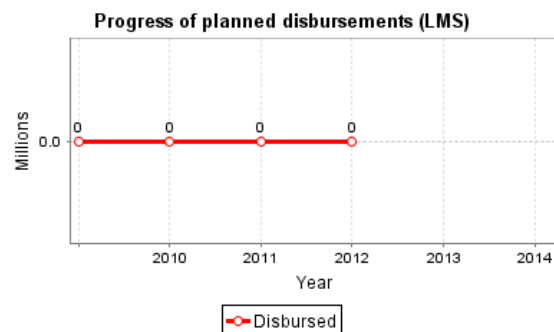
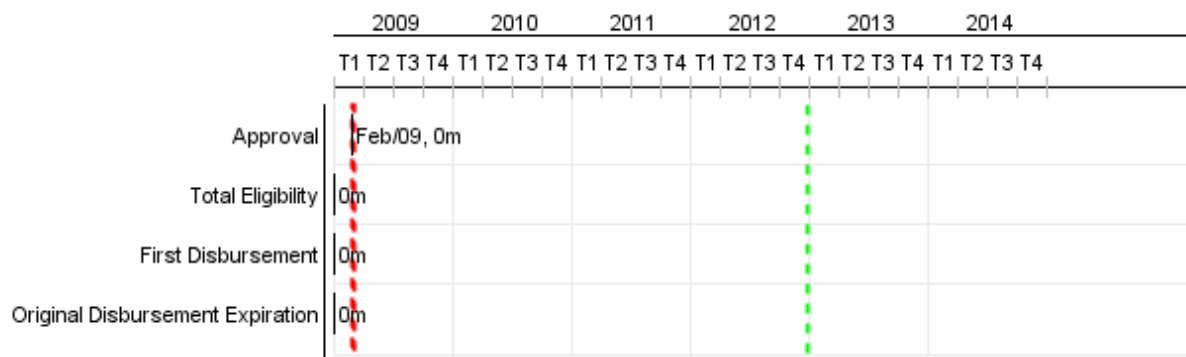


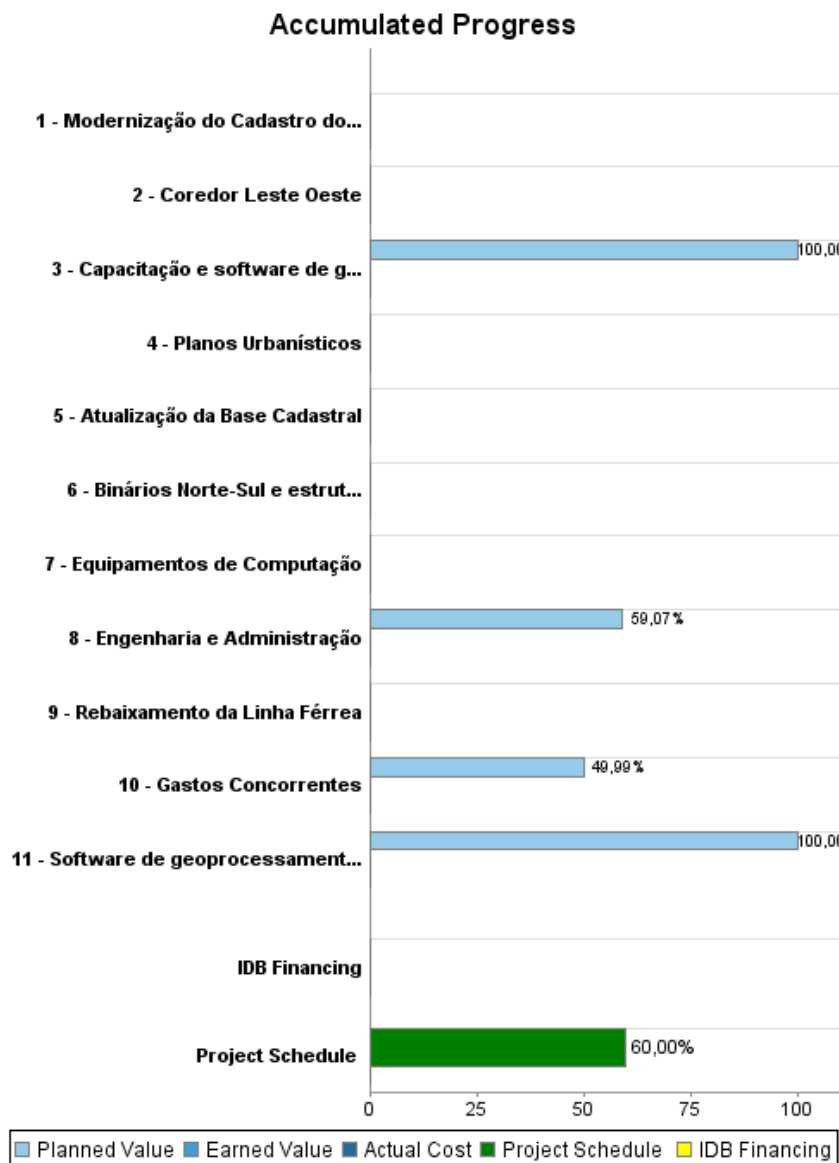
Summary Report

Basic Data		Available Funds (US\$)		Total Cost and Source	
Executing Agency (EA):	PREFEITURA MUNICIPAL DE MARINGA				
Sector:	URBAN DEVELOPMENT AND HOUSING-NEIGHBORHOOD UPGRADING				
Loan Number(s):	2121/OC-BR	Current Approved Amount:	13.000.000,00	Original IDB:	13.000.000,00
Stage:	Approved	Disbursed Amount to Date:		Current IDB:	13.000.000,00
Operation Type:	INV - Investment	% Disbursed:		Pari-passu:	50,00
Related Operation(s):	BR-L1043, BR-T1225	Balance:	13.000.000,00	Co-Financing/Country:	13.000.000,00
Operation Subtype:	GCR - Global Credit Operation			Original Estimate:	26.000.000,00
				Amortization Period (months):	234

Project Environmental and Social Impact Category	Reformulation	Validation
Project Environmental and Social Impact Category: B	() Was the objective(s) of this project reformulated?	Validated by Division Chief: 28-sep-2012 Validated by Country Representative: 30-sep-2012



Accumulated Progress as of 2012



Outcomes

Outcome: Condiciones del transporte público del Municipio mejorado.

Indicator	Unit of Measure	Baseline	Baseline Year		2010	2011	2012	2013	2014	End of project
Porcentaje de usuarios que consideran el transporte público del Municipio bueno o excelente.	Porcentaje	35.00	2007	P A						60.00

Outcome: Condiciones físicas de las vías urbanas del Municipio mejoradas.

Indicator	Unit of Measure	Baseline	Baseline Year		2010	2011	2012	2013	2014	End of project
Tiempo promedio de viaje por transporte público en el corredor integrado Este-Oeste.	Minutos	103.00	2007	P A						93.00
Tiempo promedio de viaje en vehículos particulares en los tramos de control en los ejes Este-Oeste y Norte-Sur.	Minutos	17.50	2007	P A						10.00

Outcome: Nivel de saturación del Terminal Central reducido.

Indicator	Unit of Measure	Baseline	Baseline Year		2010	2011	2012	2013	2014	End of project
Promedio diario de viajes por hora en la Terminal Central.	Viajes/Hora	220.00	2007	P A						119.00

Outcome: Capacidad fiscal del Municipio mejorada.

Indicator	Unit of Measure	Baseline	Baseline Year		2010	2011	2012	2013	2014	End of project
Recaudación de tributos directos del Municipio de Maringá.	Millones de dólares	3,521.13	2007	P A						4,049.30

Outputs: Annual Physical and Financial Progress 2012

Description	Unit of Measure	Physical				Financial			
		Planned	Actual	Accumulated units	EOP units	Planned	Actual	Accumulated costs	EOP costs
Componente 1. Transporte y Movilidad									
Rebaixamento da Linha Férrea	Km				3,52				4.760.000,00
Binários Norte-Sul e estrutura de conectividade	Km				12,20				5.890.000,00
Coredor Leste Oeste	km				6,00				9.450.000,00
Componente 2. Fortalecimiento Institucional									
Modernização do Cadastro do IPTU	%				100,00				149.000,00
Atualização da Base Cadastral	%				100,00				44.000,00
Equipamentos de Computação	GIS móvil				100,00				151.000,00
Software de geoprocessamento e investigação	Plan de Expansión	1,00			1,00	172.000,00			172.000,00
Planos Urbanísticos	Números				100,00				199.000,00
Capacitação e software de gestão do trânsito	Un	1,00			1,00	14.000,00			14.000,00
Otros									
Gastos Concorrentes	N/A					1.897.050,00			3.795.000,00
Engenharia e Administração	N/A					812.750,00			1.376.000,00
TOTAL						2.895.800,00			26.000.000,00