







Results Matrix

Outcomes

Outcome:	1 Enhanced knowledge and practices to support the reduction of carbon emissions and build resilience in the tor in Latin America and the Caribbean (LAC) and its associated value chain have been enabled
----------	---

 CRF Indicator

Outputs: Annual Physical and Financial Progress

1 Knowledge for emissions reductions through enhanced industry procurement						Physical Progress				Financial Progress				Theme	Fund	Flags		
Outputs	Output Description	Unit of Measure	Baseline	Baseline Year	Means of verification	2020	2021	2022	EOP	2020	2021	2022	EOP					
1.1 Technical notes created	Technical Note on procurement practices and innovative methodology for carbon emissions calculation in the	Notes (#)	0	2020	Final Report from Consultant	P	0	1	1	2	P	0	120000	125000	245000	Sustainable Energy and Climate Change	COF	
						P(a)	0	1	1	2	P(a)	0	120000	125000	245000			
						A	0			0	A	0			0			
2 Provide guidance and support to industry and governments on the types of procurement policies that can support reductions in carbon emissions and improve environmental resilience						Physical Progress				Financial Progress				Theme	Fund	Flags		
Outputs	Output Description	Unit of Measure	Baseline	Baseline Year	Means of verification	2020	2021	2022	EOP	2020	2021	2022	EOP					
2.1 Technical notes created	Tailored assessment and detailed implementation workplan	Notes (#)	0	2020	Consultant report	P	0	2	2	4	P	0	60000	60000	120000	Sustainable Energy and Climate Change	COF	
						P(a)	0	2	2	4	P(a)	0	60000	60000	120000			
						A	0			0	A	0			0			
2.2 Training workshops delivered	Training and capacity building activities geared at stakeholders responsible for ensuring mining procurement better	Workshops (#)	0	2020	Agenda and participant list	P	2	3	5	10	P	21000	31500	52500	105000	Sustainable Energy and Climate Change	COF	
						P(a)	2	3	5	8	P(a)	21000	31500	52500	84000			
						A					A	0			0			
2.3 Virtual platforms designed	Online platform promoting innovative solutions to challenges for resilience and sustainability in the industry	Platforms (#)	0	2020	Website template	P	0	0	1	1	P	0	0	125000	125000	Sustainable Energy and Climate Change	COF	
						P(a)	0	0	1	1	P(a)	0	0	125000	125000			
						A	0			0	A	0			0			
3 Pilot the implementation of a “Carbon Calculator” tool for industry and government						Physical Progress				Financial Progress				Theme	Fund	Flags		
Outputs	Output Description	Unit of Measure	Baseline	Baseline Year	Means of verification	2020	2021	2022	EOP	2020	2021	2022	EOP					
3.1 New databases created	Database on best practices and lessons learned	Databases (#)	0	2020	Database file	P	0	2	1	3	P	0	100000	50000	150000	Sustainable Energy and Climate Change	COF	
						P(a)	0	2	1	3	P(a)	0	100000	50000	150000			
						A	0			0	A	0			0			
3.2 Training workshops delivered	Knowledge dissemination and engagement seminars	Workshops (#)	0	2020	Agenda and participant list	P	0	0	5	5	P	0	0	150000	150000	Sustainable Energy and Climate Change	COF	
						P(a)	0	0	5	5	P(a)	0	0	150000	150000			
						A	0			0	A	0			0			

Other Cost
Agreed upon procedures report by auditor
Contingencies
PSG administrative fee

	2020	2021	2022	Cost
P	\$0.00	\$0.00	\$25,000.00	\$25,000.00
P(a)	\$0.00	\$0.00	\$25,000.00	\$25,000.00
A	\$0.00			\$0.00
P	\$0.00	\$10,000.00	\$20,000.00	\$30,000.00
P(a)	\$0.00	\$10,000.00	\$20,000.00	\$30,000.00
A	\$0.00			\$0.00
P	\$0.00	\$20,000.00	\$30,000.00	\$50,000.00
P(a)	\$0.00	\$20,000.00	\$30,000.00	\$50,000.00
A	\$0.00			\$0.00

Total Cost

	2020	2021	2022	Total Cost
P	\$21,000.00	\$341,500.00	\$637,500.00	\$1,000,000.00
P(a)	\$21,000.00	\$341,500.00	\$637,500.00	\$979,000.00
A				

 CRF Indicator

 Standard Output Indicator