








Results Matrix

Outcomes										
Outcome:		1 Component: I: What should be reformed and how?								
Indicators		Flags*	Unit of Measure	Baseline	Baseline Year	Means of verification		2022	2023	EOP
1.1 Survey Report			Report	0.00	2022	Unpublished report	P	1.00	1.00	2.00
							P(a)	0.00	0.00	0.00
							A			
1.2 Policy briefs			Report	0.00	2022	Policy briefs	P	1.00	1.00	2.00
							P(a)	0.00	0.00	0.00
							A			
1.3 Conference/Workshop/Seminar organized			Events	0.00	2022	agenda of the event	P	0.00	1.00	1.00
							P(a)	0.00	0.00	0.00
							A			
Outcome:		2 Component: II: The political economy of reform.								
Indicators		Flags*	Unit of Measure	Baseline	Baseline Year	Means of verification		2022	2023	EOP
2.1 Survey Report			Report	0.00	2022	survey report	P	2.00	1.00	3.00
							P(a)	0.00	0.00	0.00
							A			
2.2 Policy brief			Report	0.00	2022	Policy briefs	P	2.00	1.00	3.00
							P(a)	0.00	0.00	0.00
							A			
2.3 Conference/Workshop/Seminar organized			Events	0.00	2022	PResentation/agenda of the event	P	0.00	1.00	1.00
							P(a)	0.00	0.00	0.00
							A			
Outcome:		3 Component: III. Reforms in an era of discontent. How to increase trust and engagement of the citizenry the School Support Program.								
Indicators		Flags*	Unit of Measure	Baseline	Baseline Year	Means of verification		2022	2023	EOP
3.1 Policy brief			Report	0.00	2022	policy brief report	P	0.00	1.00	1.00
							P(a)	0.00	0.00	0.00
							A			
3.2 Pre-experimental design papers			Report	0.00	2022	working papers	P	0.00	4.00	4.00
							P(a)	0.00	0.00	0.00
							A			
3.3 Conference/Workshop/Seminar organized			Events	0.00	2022	agenda of the event	P	0.00	1.00	1.00
							P(a)	0.00	0.00	0.00
							A			

 CRF Indicator

Outputs: Annual Physical and Financial Progress

1 Component: I: What should be reformed and how?						Physical Progress				Financial Progress				Theme	Fund	Flags
Outputs	Output Description	Unit of Measure	Baseline	Baseline Year	Means of verification		2022	2023	EOP		2022	2023	EOP			
1.1 Process evaluations conducted	Survey Report	Evaluation Final Report (#)	0	2022	survey report	P	1	1	2	P	30000	0	30000	Institutional Development	CTY	
						P(a)	0	0	0	P(a)	0	0	0			
						A				A						
1.2 Supervision reports completed	Unpublished report - Policy briefs	Reports (#)	0	2022	Unpublished report - Policy briefs	P	1	1	2	P	30000	10000	40000	Social Development	CTY	
						P(a)	0	0	0	P(a)	0	0	0			
						A				A						
1.3 Policy dialogue events organized	Conference/Workshop/ Seminar organized	Events (#)	0	2022	agenda of the event	P	0	1	1	P	0	10000	10000	Institutional Development	CTY	
						P(a)	0	0	0	P(a)	0	0	0			
						A				A						
2 Component: II: The political economy of reform.						Physical Progress				Financial Progress				Theme	Fund	Flags
Outputs	Output Description	Unit of Measure	Baseline	Baseline Year	Means of verification		2022	2023	EOP		2022	2023	EOP			
2.1 Process evaluations conducted	Survey Report	Evaluation Final Report (#)	0	2022	survey report	P	2	1	3	P	40000	20000	60000	Institutional Development	CTY	
						P(a)	0	0	0	P(a)	0	0	0			
						A				A						
2.2 Policy brief		Reports (#)	0	2022	policy brief	P	2	1	3	P	20000	20000	40000	Institutional Development	CTY	
						P(a)	0	0	0	P(a)	0	0	0			
						A				A						
2.3 Regional policy dialogues organized	Conference/Workshop/ Seminar organized	Events (#)	0	2022	agenda of the event	P	0	1	1	P	20000	0	20000	Institutional Development	CTY	
						P(a)	0	0	0	P(a)	0	0	0			
						A				A						
3 Component: III. Reforms in an era of discontent. How to increase trust and engagement of the citizenry the School Support Program.						Physical Progress				Financial Progress				Theme	Fund	Flags
Outputs	Output Description	Unit of Measure	Baseline	Baseline Year	Means of verification		2022	2023	EOP		2022	2023	EOP			
3.1 Policy brief		Reports (#)	0	2022	policy brief	P	0	1	1	P	0	200000	200000	Institutional Development	CTY	
						P(a)	0	0	0	P(a)	0	0	0			
						A				A						
3.2 Working Papers prepared	Pre-experimental design papers	Papers (#)	0	2022	Working Papers	P	0	4	4	P	0	40000	40000	Institutional Development	CTY	
						P(a)	0	0	0	P(a)	0	0	0			
						A				A						
3.3 Regional policy dialogues organized	Conference/Workshop/ Seminar organized	Events (#)	0	2022	agenda of the event	P	0	1	1	P	0	10000	10000	Institutional Development	CTY	
						P(a)	0	0	0	P(a)	0	0	0			
						A				A						

Other Cost

Total Cost

	2022	2023	Total Cost
P	\$140,000.00	\$310,000.00	\$450,000.00
P(a)			
A			

 CRF Indicator  Standard Output Indicator