







Results Matrix

Outcomes										
Outcome:	1 Contribute to the digitalization and simplification of FDI processes									
Indicators	Flags*	Unit of Measure	Baseline	Baseline Year	Means of verification		2019	2020	2021	EOP
1.1 Number of Regional Investment Promotion Agencies with digital one-stop shops under planning/design/execution		Report (#)	5.00	2019	Annual report of each IPA or IDB survey under the Regional Policy Dialogue	P	0.00	1.00	1.00	2.00
						P(a)				0.00
						A	0.00			0.00
Outcome:	2 Contribute to the digital transformation of Regional Investment Promotion Agencies (IPA's) services									
Indicators	Flags*	Unit of Measure	Baseline	Baseline Year	Means of verification		2019	2020	2021	EOP
2.1 Grade of satisfaction about FDI innovative programs/tools/services tested by LAC IPAs (26 countries)		Survey (#)	0.00	2019	Annual report of each IPA or IDB survey under the Regional Policy Dialogue	P	0.00		18.00	18.00
						P(a)				0.00
						A	0.00			0.00
2.2 Action plan to implement a digital transformation in investment promotion in the Region drafted		number (#)	0.00	2019	Consultant's Report	P	0.00	0.00	1.00	1.00
						P(a)				0.00
						A	0.00			0.00

 CRF Indicator

Outputs: Annual Physical and Financial Progress

1 Ventanillas únicas de inversión digital						Physical Progress					Financial Progress							
Outputs	Output Description	Unit of Measure	Baseline	Baseline Year	Means of verification		2019	2020	2021	EOP		2019	2020	2021	EOP	Theme	Fund	Flags
1.1 Detailed worldwide digital one-stop shop for investment comparative analysis, including the synergies with the trade electronic single window drafted		Analysis (#)	0	2019	Consultant's Report	P	0	1	0	1	P	37000	0	0	37000	Trade	RIN	
						P(a)				0	P(a)				0			
						A					A							
1.2 Digital one-stop shop for investment best practices workshop organized		Workshop (#)	0	2019	Consultant's Report	P	0	0	1	1	P	0	130000	0	130000	Trade	RIN	
						P(a)				0	P(a)				0			
						A					A							
1.3 Blog post/articles published		Articles (#)	0	2019	Consultant's Report	P	0	1	1	2	P	0	2000	0	2000	Trade	RIN	
						P(a)				0	P(a)				0			
						A					A							
1.4 Webinars delivered	Webinars	Webinars (#)	0	2019	Consultant's Report	P	0	1	1	2	P	0	2000	0	2000	Regional Integration	RIN	
						P(a)				0	P(a)				0			
						A					A							
1.5 Technical notes created	Note	Notes (#)	0	2019	Consultant's Report	P	0	1	0	1	P	0	29000	0	29000	Regional Integration	RIN	
						P(a)				0	P(a)				0			
						A					A							
2 Herramientas digitales de promoción y facilitación de las inversiones						Physical Progress					Financial Progress							
Outputs	Output Description	Unit of Measure	Baseline	Baseline Year	Means of verification		2019	2020	2021	EOP		2019	2020	2021	EOP	Theme	Fund	Flags
2.1 Technical notes created	Technical note about innovative 4.0 technologies programs and tools to attract and promote FDI	Notes (#)	0	2019	Consultant's Report	P	0	0	1	1	P	0	33000	0	33000	Regional Integration	RIN	
						P(a)				0	P(a)				0			
						A					A							
2.2 Pilot interventions designed	Test/trial to an innovative program linked to ConnectAmericas	Pilots (#)	0	2019	Consultant's Report	P	0	0	1	1	P	0	45000	0	45000	Digital Economy	RIN	
						P(a)				0	P(a)				0			
						A					A							
2.3 Webinars delivered	Webinars delivered to discuss about innovative tools and programs to attract FDI	Webinars (#)	0	2019	Consultant's Report	P	0	1	1	2	P	0	1000	1000	2000	Regional Integration	RIN	
						P(a)				0	P(a)				0			
						A					A							
2.4 Training workshops delivered	Result dissemination	Workshops (#)	0	2019	Consultant's Report	P	0	0	1	1	P	0	0	20000	20000	Regional Integration	RIN	
						P(a)				0	P(a)				0			
						A					A							

Other Cost

Total Cost

	2019	2020	2021	Total Cost
P	\$37,000.00	\$242,000.00	\$21,000.00	\$300,000.00
P(a)				
A				

 CRF Indicator

 Standard Output Indicator