










Results Matrix

Outcomes

Outcome:	1 The Pensions Reform Commission incorporates the technical knowledge in its final proposal report										
Indicators		Flags*	Unit of Measure	Baseline	Baseline Year	Means of verification		2020	2021	2022	EOP
1.1 Pensions Reform Commission report includes references to the documents financed with the TC			report	0.00	2020	Pension Reform Commission report	P	0.00	0.00	1.00	1.00
							P(a)				
							A				
Outcome:	2 Advancement towards consensus for the Pension Reform										
Indicators		Flags*	Unit of Measure	Baseline	Baseline Year	Means of verification		2020	2021	2022	EOP
2.1 Report from press and social media showing consensus in at least two areas discussed during the elaboration of the			report	0.00	2020	Report from press and social media consensus	P	0.00	0.00	1.00	1.00
							P(a)				
							A				

 CRF Indicator

Outputs: Annual Physical and Financial Progress

1 Support for the design of the pension's reform						Physical Progress					Financial Progress					Theme	Fund	Flags
Outputs	Output Description	Unit of Measure	Baseline	Baseline Year	Means of verification	2020	2021	2022	EOP	2020	2021	2022	EOP					
1.1 Diagnostics and assessments completed	Diagnostic and assessment on best practices and constitutional framework for Pension reform and	Diagnostics (#)	0	2020	Final reports of consultants	P	0	1	2	3	P	0	15000	7500	22500	Labor Markets	SOC	
						P(a)				0	P(a)				0			
						A					A							
1.2 Diagnostics and assessments completed	Diagnostic and assessment to improve the financing of the pension system	Diagnostics (#)	0	2020	Final reports of consultants	P	0	2	0	2	P	0	16500	0	16500	Labor Markets	SOC	
						P(a)				0	P(a)				0			
						A					A							
1.3 Diagnostics and assessments completed	Diagnostic and assessment of to improve parameters used by the current pension system	Diagnostics (#)	0	2020	Final reports of consultants	P	0	2	0	2	P	0	16500	0	16500	Labor Markets	SOC	
						P(a)				0	P(a)				0			
						A					A							
1.4 Policy briefs completed	Dissemination of knowledge projects based on the products developed to support Uruguay's reform	Briefs (#)	0	2020	Policy brief	P	0	0	1	1	P	0	0	4500	4500	Labor Markets	SOC	
						P(a)				0	P(a)				0			
						A					A							
2 Support for the communication strategy and consensus building for the reform						Physical Progress					Financial Progress					Theme	Fund	Flags
Outputs	Output Description	Unit of Measure	Baseline	Baseline Year	Means of verification	2020	2021	2022	EOP	2020	2021	2022	EOP					
2.1 Action plans designed	Plan to monitor the news and social media on the Commission's progress	Action Plans (#)	0	2020	Report of the communications plan	P	0	1	0	1	P	0	10000	0	10000	Labor Markets	SOC	
						P(a)				0	P(a)				0			
						A					A							
2.2 Action plans implemented	Communications plan to inform the public of the Commission's work implemented	Action Plans (#)	0	2020	Report of the implemented communications plan	P	0	0	1	1	P	0	0	10000	10000	Labor Markets	SOC	
						P(a)				0	P(a)				0			
						A					A							
2.3 Surveys conducted	Survey on citizens' perception on the Commission's work	Surveys (#)	0	2020	Report of survey results	P	0	0	1	1	P	0	0	10000	10000	Labor Markets	SOC	
						P(a)				0	P(a)				0			
						A					A							
3 Innovation to strengthen the system						Physical Progress					Financial Progress					Theme	Fund	Flags
Outputs	Output Description	Unit of Measure	Baseline	Baseline Year	Means of verification	2020	2021	2022	EOP	2020	2021	2022	EOP					
3.1 Pilot interventions designed	Design of pilot to incentivize voluntary retirement savings among independent workers	Pilots (#)	0	2020	Report of pilot design	P	0	1	0	1	P	0	5000	0	5000	Labor Markets	SOC	
						P(a)				0	P(a)				0			
						A					A							
3.2 Pilot interventions implemented	Pilot aimed at incentivizing independent workers to save for their pension using behavioral tools	Pilots (#)	0	2021	Report of pilot results	P	0	0	1	1	P	0	0	5000	5000	Labor Markets	SOC	
						P(a)				0	P(a)				0			
						A					A							

Other Cost

Total Cost

	2020	2021	2022	Total Cost
P		\$63,000.00	\$37,000.00	\$100,000.00
P(a)				
A				

 CRF Indicator

 Standard Output Indicator