





Results Matrix

Outcomes

Outcome:	1 Proposal of a public-private financing model for job training of vulnerable youth designed and socialized	
Outcome:	2 Improved employment trajectories and job skills of youth in Buenaventura	

 CRF Indicator

Outputs: Annual Physical and Financial Progress

1 Design of the public-private financing model for sectoral training of youth in Buenaventura						Physical Progress				Financial Progress								
Outputs	Output Description	Unit of Measure	Baseline	Baseline Year	Means of verification		2022	2023	2024	EOP		2022	2023	2024	EOP	Theme	Fund	Flags
1.1 Institutions trained	Institution from Buenaventura trained in the sectoral training model with public-private financing	Institutions (#)	0	2021	Technical document with results from the training and methodological transfer	P	0	1	0	1	P	0	28270	0	28270	Labor Markets	TVT	
						P(a)	0	1	0	1	P(a)	0	28270	0	28270			
						A					A							
1.2 Private sector partnerships consolidated		Partnerships (#)	0	2021	Agreements with private sector companies	P	0	2	1	3	P	0	14000	3000	17000	Labor Markets	TVT	
						P(a)	0	2	1	3	P(a)	0	14000	3000	17000			
						A					A							
1.3 Training products developed	Training curriculums for selected sectors designed	Products (#)	0	2021	Curriculums of selected sectors for the training model	P	0	1	1	2	P	0	15000	10000	25000	Labor Markets	TVT	
						P(a)	0	1	1	2	P(a)	0	15000	10000	25000			
						A					A							
2 Implementation of public-private financing model pilot						Physical Progress				Financial Progress								
Outputs	Output Description	Unit of Measure	Baseline	Baseline Year	Means of verification		2022	2023	2024	EOP		2022	2023	2024	EOP	Theme	Fund	Flags
2.1 Implementation and Management Plan developed	Document of the implementation of the pilot of sectoral training model describing methodological transfer and lessons learned	Plans (#)	0	2021	Systematization document with description of the methodological transfer process and lessons learned.	P	0	0	1	1	P	0	13690	13690	27380	Labor Markets	TVT	
						P(a)	0	0	1	1	P(a)	0	13690	13690	27380			
						A					A							
2.2 Pilot interventions implemented	Training supply of the pilot in sectoral training delivered	Pilots (#)	0	2021	Administrative data of the program and attendance list	P	0	0	1	1	P	0	115000	115000	230000	Labor Markets	TVT	
						P(a)	0	0	1	1	P(a)	0	115000	115000	230000			
						A					A							
3 Monitoring, evaluation and dissemination						Physical Progress				Financial Progress								
Outputs	Output Description	Unit of Measure	Baseline	Baseline Year	Means of verification		2022	2023	2024	EOP		2022	2023	2024	EOP	Theme	Fund	Flags
3.1 Investment return in sectoral training estimated		Estimates (#)	0	2021	Document with investment return in training estimated for employers, students and the society	P	0	0	1	1	P	0	0	15400	15400	Labor Markets	TVT	
						P(a)	0	0	1	1	P(a)	0	0	15400	15400			
						A					A							
3.2 Labor indicators assessments completed		Assessments (#)	0	2021	Document of results evaluation in labor indicators by training cohort	P	0	0	1	1	P	0	0	10000	10000	Labor Markets	TVT	
						P(a)	0	0	1	1	P(a)	0	0	10000	10000			
						A					A							

Other Cost
Administrative management, logistics and contingent expenses
Audit

	2022	2023	2024	Cost
P	\$0.00	\$0.00	\$38,950.00	\$38,950.00
P(a)	\$0.00	\$0.00	\$38,950.00	\$38,950.00
A				
P	\$0.00	\$0.00	\$8,000.00	\$8,000.00
P(a)	\$0.00	\$0.00	\$8,000.00	\$8,000.00
A				

Total Cost

	2022	2023	2024	Total Cost
P		\$185,960.00	\$214,040.00	\$400,000.00
P(a)		\$185,960.00	\$214,040.00	\$400,000.00
A				

 CRF Indicator

 Standard Output Indicator