













Results Matrix

Outcomes

|  |   |
|--|---|
| Outcome:   | 1 Capacidades de las MIPYMEs fortalecidas en las provincias que conforman la Mancomunidad del Norte |
|  |   |

Outputs: Annual Physical and Financial Progress

| Componente 1. Fortalecimiento de capacidades de las MIPYMEs y de los servicios empresariales en la MNE |   |                 |          |               |   | Physical Progress |      |      |      |     |      | Financial Progress |      |       |        |       |        | Theme                     | Fund | Flags   |
|--|---|-----------------|----------|---------------|---|-------------------|------|------|------|-----|------|--------------------|------|-------|--------|-------|--------|---------------------------|------|---|
| Outputs  | Output Description  | Unit of Measure | Baseline | Baseline Year | Means of verification   | 2022              | 2023 | 2024 | 2025 | EOP | 2022 | 2023               | 2024 | 2025  | EOP    |       |        |                           |      |   |
| 1.1 Diagnostics and assessments completed  | Estudio diagnostico de centros de desarrollo empresarial                            | Diagnostics (#) | 0        | 2022          | Link a informe final  | P                 | 0    | 1    | 0    | 0   | 1    | P                  | 0    | 15000 | 0      | 0     | 15000  | Private Sector            | ICE  |    |
|  |   |                 |          |               |   | P(a)              | 0    | 1    | 0    | 0   | 1    | P(a)               | 0    | 15000 | 0      | 0     | 15000  |                           |      |   |
|  |   |                 |          |               |   | A                 |      |      |      |     |      | A                  |      |       |        |       |        |                           |      |   |
| 1.2 Participants attending events  | Misión tecnologica para aprender de experiencias exitosas regionales                | Individuals (#) | 0        | 2022          | Agenda de la misión   | P                 | 0    | 1    | 0    | 0   | 1    | P                  | 0    | 10000 | 0      | 0     | 10000  | Social Development        | ICE  |    |
|  |   |                 |          |               |   | P(a)              | 0    | 1    | 0    | 0   | 1    | P(a)               | 0    | 10000 | 0      | 0     | 10000  |                           |      |   |
|  |   |                 |          |               |   | A                 |      |      |      |     |      | A                  |      |       |        |       |        |                           |      |   |
| 1.3 Institutional strengthening programs delivered   | Implementación del plan de fortalecimiento de los centros de desarrollo empresarial | Programs (#)    | 0        | 2022          | Link a informe final  | P                 | 0    | 0    | 1    | 0   | 1    | P                  | 0    | 20000 | 30000  | 0     | 50000  | Institutional Development | ICE  |    |
|  |   |                 |          |               |   | P(a)              | 0    | 0    | 1    | 0   | 1    | P(a)               | 0    | 20000 | 30000  | 0     | 50000  |                           |      |   |
|  |   |                 |          |               |   | A                 |      |      |      |     |      | A                  |      |       |        |       |        |                           |      |   |
| 1.4 Private Sector Output 2  | Numero de MIPYMEs apoyadas  | Number (#)      | 0        | 2022          | Respaldo financiero de traspaso de dinero a las MIPYMEs beneficiarias | P                 | 0    | 0    | 30   | 10  | 40   | P                  | 0    | 0     | 110000 | 37050 | 147050 | Private Sector            | ICE  |    |
|  |   |                 |          |               |   | P(a)              | 0    | 0    | 30   | 10  | 40   | P(a)               | 0    | 0     | 110000 | 37050 | 147050 |                           |      |   |
|  |   |                 |          |               |   | A                 |      |      |      |     |      | A                  |      |       |        |       |        |                           |      |   |
| 1.5 Diagnostics and assessments completed  | Estudio diagnostico de las capacidades digitales de las MIPYMEs                     | Diagnostics (#) | 0        | 2022          | Link a informe final  | P                 | 0    | 1    | 0    | 0   | 1    | P                  | 0    | 24000 | 0      | 0     | 24000  | Digital Economy           | ICE  |    |
|  |   |                 |          |               |   | P(a)              | 0    | 1    | 0    | 0   | 1    | P(a)               | 0    | 24000 | 0      | 0     | 24000  |                           |      |   |
|  |   |                 |          |               |   | A                 |      |      |      |     |      | A                  |      |       |        |       |        |                           |      |   |
| 2 Componente 2. Fortalecimiento de las cadenas de valor estratégicas de la MNE                         |   |                 |          |               |   | Physical Progress |      |      |      |     |      | Financial Progress |      |       |        |       |        | Theme                     | Fund | Flags   |
| Outputs  | Output Description  | Unit of Measure | Baseline | Baseline Year | Means of verification   | 2022              | 2023 | 2024 | 2025 | EOP | 2022 | 2023               | 2024 | 2025  | EOP    |       |        |                           |      |   |
| 2.1 Diagnostics and assessments completed  | Estudios diagnosticos de clusters   | Diagnostics (#) | 0        | 2022          | Link a informe final  | P                 | 0    | 1    | 0    | 0   | 1    | P                  | 0    | 60000 | 0      | 0     | 60000  | Private Sector            | ICE  |    |
|  |   |                 |          |               |   | P(a)              | 0    | 1    | 0    | 0   | 1    | P(a)               | 0    | 60000 | 0      | 0     | 60000  |                           |      |   |
|  |   |                 |          |               |   | A                 |      |      |      |     |      | A                  |      |       |        |       |        |                           |      |   |
| 2.2 Private Sector Output 2  | Iniciativas de clusters apoyadas  | Number (#)      | 0        | 2022          | Respaldo financiero de adquisiciones para los 4 clusters              | P                 | 0    | 0    | 3    | 1   | 4    | P                  | 0    | 0     | 60000  | 20000 | 80000  | Private Sector            | ICE  |  |
|  |   |                 |          |               |   | P(a)              | 0    | 0    | 3    | 1   | 4    | P(a)               | 0    | 0     | 60000  | 20000 | 80000  |                           |      |   |
|  |   |                 |          |               |   | A                 |      |      |      |     |      | A                  |      |       |        |       |        |                           |      |   |
| 3 Componente 3. Apoyo al emprendimiento  |   |                 |          |               |   | Physical Progress |      |      |      |     |      | Financial Progress |      |       |        |       |        | Theme                     | Fund | Flags   |
| Outputs  | Output Description  | Unit of Measure | Baseline | Baseline Year | Means of verification   | 2022              | 2023 | 2024 | 2025 | EOP | 2022 | 2023               | 2024 | 2025  | EOP    |       |        |                           |      |   |
| 3.1 Training products developed  | Fortalecimiento de incubadoras y aceleradoras                                       | Products (#)    | 0        | 2022          | Link a informe final  | P                 | 0    | 0    | 1    | 0   | 1    | P                  | 0    | 0     | 50000  | 0     | 50000  | Technology and Innovation | ICE  |  |
|  |   |                 |          |               |   | P(a)              | 0    | 0    | 1    | 0   | 1    | P(a)               | 0    | 0     | 50000  | 0     | 50000  |                           |      |   |
|  |   |                 |          |               |   | A                 |      |      |      |     |      | A                  |      |       |        |       |        |                           |      |   |
| 3.2 Private Sector Output 2  | Capital semilla otorgado a emprendimientos  | Number (#)      | 0        | 2022          | Respaldo financiero de traspaso de fondos a los emprendimientos       | P                 | 0    | 0    | 12   | 0   | 12   | P                  | 0    | 0     | 190000 | 0     | 190000 | Private Sector            | ICE  |  |
|  |   |                 |          |               |   | P(a)              | 0    | 0    | 12   | 0   | 12   | P(a)               | 0    | 0     | 190000 | 0     | 190000 |                           |      |   |
|  |   |                 |          |               |   | A                 |      |      |      |     |      | A                  |      |       |        |       |        |                           |      |   |
| 4 Componente 4. Difusión y continuidad   |   |                 |          |               |   | Physical Progress |      |      |      |     |      | Financial Progress |      |       |        |       |        | Theme                     | Fund | Flags   |
| Outputs  | Output Description  | Unit of Measure | Baseline | Baseline Year | Means of verification   | 2022              | 2023 | 2024 | 2025 | EOP | 2022 | 2023               | 2024 | 2025  | EOP    |       |        |                           |      |   |
| 4.1 Conferences organized  | Ferias organizadas en la MNE  | Conferences (#) | 0        | 2022          | Agendas de las ferias   | P                 | 0    | 1    | 2    | 1   | 4    | P                  | 0    | 3750  | 7500   | 3750  | 15000  | Social Development        | ICE  |  |
|  |   |                 |          |               |   | P(a)              | 0    | 1    | 2    | 1   | 4    | P(a)               | 0    | 3750  | 7500   | 3750  | 15000  |                           |      |   |
|  |   |                 |          |               |   | A                 |      |      |      |     |      | A                  |      |       |        |       |        |                           |      |   |
| 4.2 Awareness raising campaigns designed/implemented   | Campanas audiovisual  | Campaigns (#)   | 0        | 2022          | Link a material audiovisual disenado                                  | P                 | 0    | 1    | 1    | 0   | 2    | P                  | 0    | 5000  | 5000   | 0     | 10000  | Social Development        | ICE  |  |
|  |   |                 |          |               |   | P(a)              | 0    | 1    | 1    | 0   | 2    | P(a)               | 0    | 5000  | 5000   | 0     | 10000  |                           |      |   |
|  |   |                 |          |               |   | A                 |      |      |      |     |      | A                  |      |       |        |       |        |                           |      |   |
| 4.3 Workshops organized  | Taller de cierre del programa   | Workshops (#)   | 0        | 2022          | Agenda del taller de cierre   | P                 | 0    | 0    | 0    | 1   | 1    | P                  | 0    | 0     | 0      | 15000 | 15000  | Institutional Development | ICE  |  |
|  |   |                 |          |               |   | P(a)              | 0    | 0    | 0    | 1   | 1    | P(a)               | 0    | 0     | 0      | 15000 | 15000  |                           |      |   |
|  |   |                 |          |               |   | A                 |      |      |      |     |      | A                  |      |       |        |       |        |                           |      |   |

| Other Cost                                 |
|--|
| Evaluación final del proyecto              |
| Auditoría de estados financieros           |
| Contingencias                              |
| Coordinación de Proyecto (coordinador)     |
| Gestión financiera del Proyecto (contador) |

|      | 2022   | 2023        | 2024        | 2025        | Cost        |
|------|--------|-------------|-------------|-------------|-------------|
| P    | \$0.00 | \$0.00      | \$0.00      | \$15,000.00 | \$15,000.00 |
| P(a) | \$0.00 | \$0.00      | \$0.00      | \$15,000.00 | \$15,000.00 |
| A    |        |             |             |             |             |
| P    | \$0.00 | \$0.00      | \$0.00      | \$20,000.00 | \$20,000.00 |
| P(a) | \$0.00 | \$0.00      | \$0.00      | \$20,000.00 | \$20,000.00 |
| A    |        |             |             |             |             |
| P    | \$0.00 | \$15,000.00 | \$15,000.00 | \$15,000.00 | \$45,000.00 |
| P(a) | \$0.00 | \$15,000.00 | \$15,000.00 | \$15,000.00 | \$45,000.00 |
| A    |        |             |             |             |             |
| P    | \$0.00 | \$24,000.00 | \$24,000.00 | \$12,000.00 | \$60,000.00 |
| P(a) | \$0.00 | \$24,000.00 | \$24,000.00 | \$12,000.00 | \$60,000.00 |
| A    |        |             |             |             |             |
| P    | \$0.00 | \$12,000.00 | \$12,000.00 | \$6,000.00  | \$30,000.00 |
| P(a) | \$0.00 | \$12,000.00 | \$12,000.00 | \$6,000.00  | \$30,000.00 |
| A    |        |             |             |             |             |

|      | 2022 | 2023         | 2024         | 2025         | Total Cost   |
|------|------|--------------|--------------|--------------|--------------|
| P    |      | \$188,750.00 | \$503,500.00 | \$143,800.00 | \$836,050.00 |
| P(a) |      | \$188,750.00 | \$503,500.00 | \$143,800.00 | \$836,050.00 |
| A    |      |              |              |              |              |

| Total Cost |
|------------|
|            |