




### Result Matrix

## Outcomes

<b>Outcome:</b>		<b>1. Special commitment on development from LAC</b>					
Indicators	Flags*	Unit of Measure	Baseline	Baseline Year	Means of verification	EOP	
1. Technical support request		#	0.00	2017	Number of Request letter received for technical support to IDB	P	4.00
						P (a)	
						A	
<b>Outcome:</b>		<b>2. Adoption of Transportation Sector Framework ork</b>					
Indicators	Flags*	Unit of Measure	Baseline	Baseline Year	Means of verification	EOP	
2. Transportation Sector Framework		#	100	2017	Next Transport Sector frame updated in IDB website	P	100
						P (a)	
						A	
<b>Outcome:</b>		<b>3. Development of succeeding Technical Cooperation</b>					
Indicators	Flags*	Unit of Measure	Baseline	Baseline Year	Means of verification	EOP	
3. Second Phase of Technical Cooperation		#	0.00	2017	Number of TC approved succeeding this TC	P	100
						P (a)	
						A	

 RF - Contribution

**Outputs: Annual Physical and Financial Progress**

1 Benchmark study: Korea Expressway Corporation						Physical Progress					Financial Progress						
Outputs	Fund Indicator	Unit of Measure	Baseline	Baseline Year	Means of Verification	2017	2018	2019	EOP	2017	2018	2019	EOP	Theme	Flags		
1.Benchmark study	Other(KPC) Public Capacity Building Korea Fund (KPC)	Number of Participants (#)	0	2017	Country report from each participating country. Mission report	P	27	0	0	27	P	50,000	100,000	0	250,000	Institutional Development	
						P(a)					P(a)						
						A					A						
2 Research and Technical support						Physical Progress					Financial Progress						
Outputs	Fund Indicator	Unit of Measure	Baseline	Baseline Year	Means of Verification	2017	2018	2019	EOP	2017	2018	2019	EOP	Theme	Flags		
2.Research and Technical support	Other(KPC) Public Capacity Building Korea Fund (KPC)	Number of study (#)	0	2017	Reports on government budget and benefit comparison. Two technical reports.	P	1	2	0	3	P	10,000	100,000	0	110,000	Sustainable Infrastructure	
						P(a)					P(a)						
						A					A						
3 Administration and Dissemination						Physical Progress					Financial Progress						
Outputs	Fund Indicator	Unit of Measure	Baseline	Baseline Year	Means of Verification	2017	2018	2019	EOP	2017	2018	2019	EOP	Theme	Flags		
3.Training Workshop delieverd	Other(KPC) Public Capacity Building Korea Fund (KPC)	Number of workshops in LAC (#)	0	2017	Workshop reports	P	0	2	0	2	P	-	30,000	10,000	40,000	Institutional Development	
						P(a)					P(a)						
						A					A						

## Other Cost

## Total Cost

[illegible]

 CRF Indicator

 Standard Output Indicator

	2017	2018	2019	Total Cost
P	\$ 60,000	230,000	10,000	\$ 400,000
P (a)				
A				