








Results Matrix

Outcomes							
Outcome:	1 Caribbean SME access to Regional and Global Value Chains Enhanced						
Indicators	Flags*	Unit of Measure	Baseline	Baseline Year	Means of verification	EOP	
1.1 Enhanced Capacity to Implement Digital Trade Regulatory Framework		#	0.00	2021	Regional Meeting Report	P	1.00
						P(a)	1.00
						A	
1.2 Enhanced capacity of IPAs in attracting FDI to digital sectors		#	0.00	2021	Knowledge Quiz	P	2.00
						P(a)	2.00
						A	

 CRF Indicator

Outputs: Annual Physical and Financial Progress

1 Gap assessments for adoption and implementation of the UNCITRAL texts						Physical Progress					Financial Progress					Theme	Fund	Flags
Outputs	Output Description	Unit of Measure	Baseline	Baseline Year	Means of verification	2022	2023	2024	EOP	2022	2023	2024	EOP					
1.1 Legislation developed	Draft Bill to incorporate amendments to the Electronic Transactions Act	Bills (#)	0	2021	Bill	P	0	2	0	2	P	45000	30000	0	75000	Regional Integration	RIN	
						P(a)	0	2	0	2	P(a)	45000	30000	0	75000			
						A					A							
1.2 Workshops organized	Increase awareness and concurrence on electronic transferable records and convergence of electronic transactions	Workshops (#)	0	2021	Workshop	P	0	1	0	1	P	0	0	0	0	Regional Integration	RIN	
						P(a)	0	1	0	1	P(a)	0	0	0	0			
						A					A							
2 Enhanced IPAs institutional capacity promoting Digital Sectors FDI						Physical Progress					Financial Progress					Theme	Fund	Flags
Outputs	Output Description	Unit of Measure	Baseline	Baseline Year	Means of verification	2022	2023	2024	EOP	2022	2023	2024	EOP					
2.1 Diagnostics and assessments completed	Diagnostics of countries' competitive advantage in attracting foreign direct investment in digital sectors	Diagnostics (#)	0	2021	Diagnostics delivered and report with main findings	P	2	0	0	2	P	45000	0	0	45000	Regional Integration	RIN	
						P(a)	2	0	0	2	P(a)	45000	0	0	45000			
						A					A							
2.2 Institutions trained	Sectorial training of Investment Promotion Agency Staff	Institutions (#)	0	2021	Report	P	0	2	0	2	P	0	50000	0	50000	Regional Integration	RIN	
						P(a)	0	2	0	2	P(a)	0	50000	0	50000			
						A					A							
2.3 Conferences organized	Participation of the IPAs representatives in specialized tradeshow in FDI attraction in digital sectors	Conferences (#)	0	2021	Report on participation	P	0	2	2	4	P	0	12500	12500	25000	Regional Integration	RIN	
						P(a)	0	2	2	4	P(a)	0	12500	12500	25000			
						A					A							
2.4 Webinars delivered	Dissemination of results through the organization of a webinar	Webinars (#)	0	2021	Webinar and results report	P	0	0	1	1	P	0	0	5000	5000	Regional Integration	RIN	
						P(a)	0	0	1	1	P(a)	0	0	5000	5000			
						A					A							

Other Cost
Technical Coordination

	2022	2023	2024	Cost
P	\$15,000.00	\$10,000.00	\$0.00	\$25,000.00
P(a)	\$15,000.00	\$10,000.00	\$0.00	\$25,000.00
A				

Total Cost

	2022	2023	2024	Total Cost
P	\$105,000.00	\$102,500.00	\$17,500.00	\$225,000.00
P(a)	\$105,000.00	\$102,500.00	\$17,500.00	\$225,000.00
A				