







Results Matrix

Outcomes

| Outcome: | 1 District of Barranquilla strengthened in its capacity to implement a program for urban sustainability and equity financed by the Bank | | | | | | | | | | |
|---|---|--------|-------------------------|----------|---------------|-----------------------|------|------|------|------|------|
| Indicators | | Flags* | Unit of Measure | Baseline | Baseline Year | Means of verification | | 2021 | 2022 | 2023 | EOP |
| 1.1 Biodiversity and Urban Equity Program implemented by the District of Barranquilla | | | Investments constructed | 0.00 | 2021 | Bi -Year Report | P | 0.00 | 0.00 | 1.00 | 1.00 |
| | | | | | | | P(a) | 0.00 | 0.00 | 1.00 | 1.00 |
| | | | | | | | A | 0.00 | | | 1.00 |
|  CRF Indicator | | | | | | | | | | | |

Outputs: Annual Physical and Financial Progress

| 1 Apoyo al Desarrollo de los Estudios Técnicos para el Programa CO-L1269 | | | | | | Physical Progress | | | | | Financial Progress | | | | | | | |
|--|--|-----------------|----------|---------------|---|-------------------|------|------|-----|------|--------------------|------|-------|-------|-------|----------------------------|-----|---|
| Outputs | Output Description | Unit of Measure | Baseline | Baseline Year | Means of verification | 2021 | 2022 | 2023 | EOP | 2021 | 2022 | 2023 | EOP | Theme | Fund | Flags | | |
| 1.1 Prefeasibility Studies undertaken | Pre-feasibility or feasibility studies for investment projects to be executed with CO-L1269 Program | Studies (#) | 0 | 2021 | Studies delivered | P | 0 | 1 | 0 | 1 | P | 0 | 82000 | 0 | 82000 | Sustainable Cities | SUS |  |
| | | | | | | P(a) | 0 | 1 | 0 | 1 | P(a) | 0 | 82000 | 0 | 82000 | | | |
| | | | | | | A | 0 | | | 0 | A | 0 | | | 0 | | | |
| 2 Apoyo a la Gestión Integral y al Monitoreo del Programa CO-L1269 | | | | | | Physical Progress | | | | | Financial Progress | | | | | | | |
| Outputs | Output Description | Unit of Measure | Baseline | Baseline Year | Means of verification | 2021 | 2022 | 2023 | EOP | 2021 | 2022 | 2023 | EOP | Theme | Fund | Flags | | |
| 2.1 Operational manuals developed | CO-L1269 Program Operating Regulations | Manuals (#) | 0 | 2021 | Operational Manual Delivered | P | 0 | 1 | 0 | 1 | P | 0 | 12500 | 6250 | 18750 | Institutional Development | SUS |  |
| | | | | | | P(a) | 0 | 1 | 0 | 1 | P(a) | 0 | 12500 | 6250 | 18750 | | | |
| | | | | | | A | 0 | | | 0 | A | 0 | | | 0 | | | |
| 2.2 Implementation and Management Plan developed | Multi-Year Execution Plan (PEP)/Annual Operating Plan (POA), Financial Plan with Disbursement Schedule | Plans (#) | 0 | 2021 | PEP and POA delivered | P | 0 | 2 | 0 | 2 | P | 0 | 46500 | 14250 | 60750 | Sustainable Cities | SUS |  |
| | | | | | | P(a) | 0 | 2 | 0 | 2 | P(a) | 0 | 46500 | 14250 | 60750 | | | |
| | | | | | | A | 0 | | | 0 | A | 0 | | | 0 | | | |
| 2.3 Procurement plan prepared | Procurement Plan with terms of reference and/or specifications prepared for the contracting of works identified in Program | Plans (#) | 0 | 2021 | Procurement plan and terms of reference delivered | P | 0 | 1 | 0 | 1 | P | 0 | 15500 | 0 | 15500 | Sustainable Infrastructure | SUS |  |
| | | | | | | P(a) | 0 | 1 | 0 | 1 | P(a) | 0 | 15500 | 0 | 15500 | | | |
| | | | | | | A | 0 | | | 0 | A | 0 | | | 0 | | | |
| 2.4 Training workshops delivered | Training in integrated management and monitoring of IDB-financed projects | Workshops (#) | 0 | 2021 | Workshops delivered | P | 0 | 4 | 0 | 4 | P | 0 | 5000 | 0 | 5000 | Sustainable Cities | SUS |  |
| | | | | | | P(a) | 0 | 4 | 0 | 4 | P(a) | 0 | 5000 | 0 | 5000 | | | |
| | | | | | | A | 0 | | | 0 | A | 0 | | | 0 | | | |

| Other Cost |
|------------|
| Auditoría |
| Evaluación |

| | 2021 | 2022 | 2023 | Cost |
|------|--------|--------|-------------|-------------|
| P | \$0.00 | \$0.00 | \$10,000.00 | \$10,000.00 |
| P(a) | \$0.00 | \$0.00 | \$10,000.00 | \$10,000.00 |
| A | \$0.00 | | | \$0.00 |
| P | \$0.00 | \$0.00 | \$8,000.00 | \$8,000.00 |
| P(a) | \$0.00 | \$0.00 | \$8,000.00 | \$8,000.00 |
| A | \$0.00 | | | \$0.00 |

| Total Cost |
|------------|
| |

| | 2021 | 2022 | 2023 | Total Cost |
|------|------|--------------|-------------|--------------|
| P | | \$161,500.00 | \$38,500.00 | \$200,000.00 |
| P(a) | | \$161,500.00 | \$38,500.00 | \$200,000.00 |
| A | | | | |