





Results Matrix

Outcomes

Outcome:	1 Improvement in the level of connectivity of public institutions and municipalities
----------	--

 CRF Indicator

Outputs: Annual Physical and Financial Progress

1 Component 2: Identification of the technical considerations for deploying digital infrastructure which improve connectivity of public institutions, specially hospitals, health centers, public schools , education centers, and households						Physical Progress				Financial Progress						
Outputs	Output Description	Unit of Measure	Baseline	Baseline Year	Means of verification		2021	2022	EOP		2021	2022	EOP	Theme	Fund	Flags
1.1 Feasibility study completed	This component will focus on the identification of alternatives with different routes and technologies and the	Studies (#)	0	2020	Document with the feasibility study	P	1	0	1	P	150000		150000	Broadband Services	KPK	
						P(a)	0		0	P(a)			0			
						A				A						
2 Component 1: Demand forecast.						Physical Progress				Financial Progress						
Outputs	Output Description	Unit of Measure	Baseline	Baseline Year	Means of verification		2021	2022	EOP		2021	2022	EOP	Theme	Fund	Flags
2.1 Diagnostics and assessments completed	The objective of this component is to conduct a demand study for Ecuador and identify international best practices on how	Diagnostics (#)	0	2020	document with diagnostics	P	1	1	2	P	150000	150000	300000	Broadband Services	KPK	
						P(a)	0		0	P(a)			0			
						A				A						
3 Component 3: Socio-economic and financial feasibility study of the deployment and select a governance model						Physical Progress				Financial Progress						
Outputs	Output Description	Unit of Measure	Baseline	Baseline Year	Means of verification		2021	2022	EOP		2021	2022	EOP	Theme	Fund	Flags
3.1 Investment master plans designed	The objective for this component is to conduct a socio-economic and financial study on the deployment and	Plans (#)	0	2020	Document with investment Plans	P	1	1	2	P	50000	50000	100000	Broadband Services	KPK	
						P(a)	0		0	P(a)			0			
						A				A						
4 Component 4: Development of Application item and capacity building						Physical Progress				Financial Progress						
Outputs	Output Description	Unit of Measure	Baseline	Baseline Year	Means of verification		2021	2022	EOP		2021	2022	EOP	Theme	Fund	Flags
4.1 Individuals Trained	This component will finance the developing specific application item such as smart drone and the training program to educate	Individuals (#)	0	2020	Training programs	P		15	15	P		350000	350000	Broadband Services	KPK	
						P(a)	0		0	P(a)			0			
						A				A						

Other Cost
------------

Total Cost

	2021	2022	Total Cost
P	\$350,000.00	\$550,000.00	\$900,000.00
P(a)			
A			