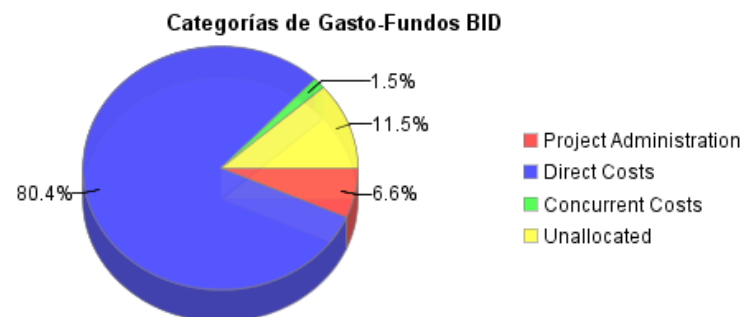
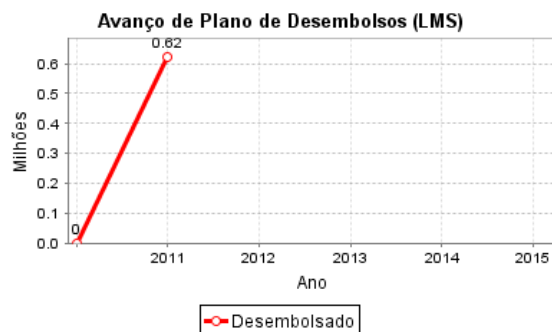
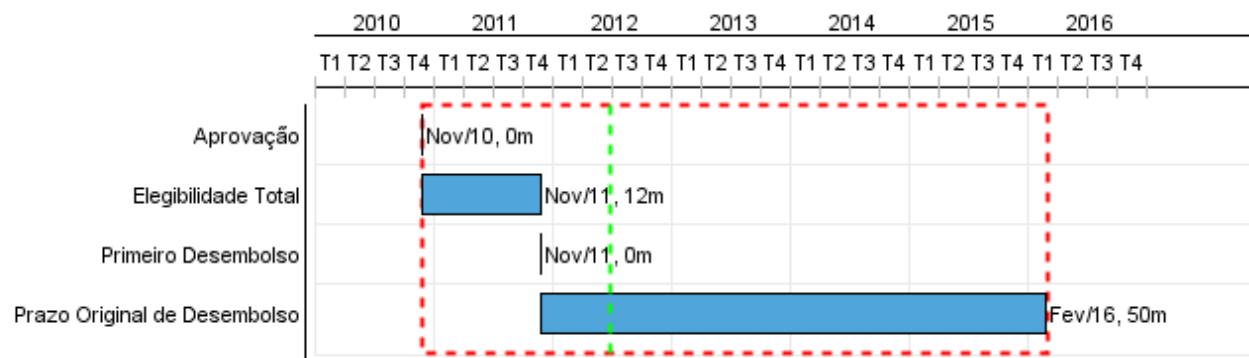


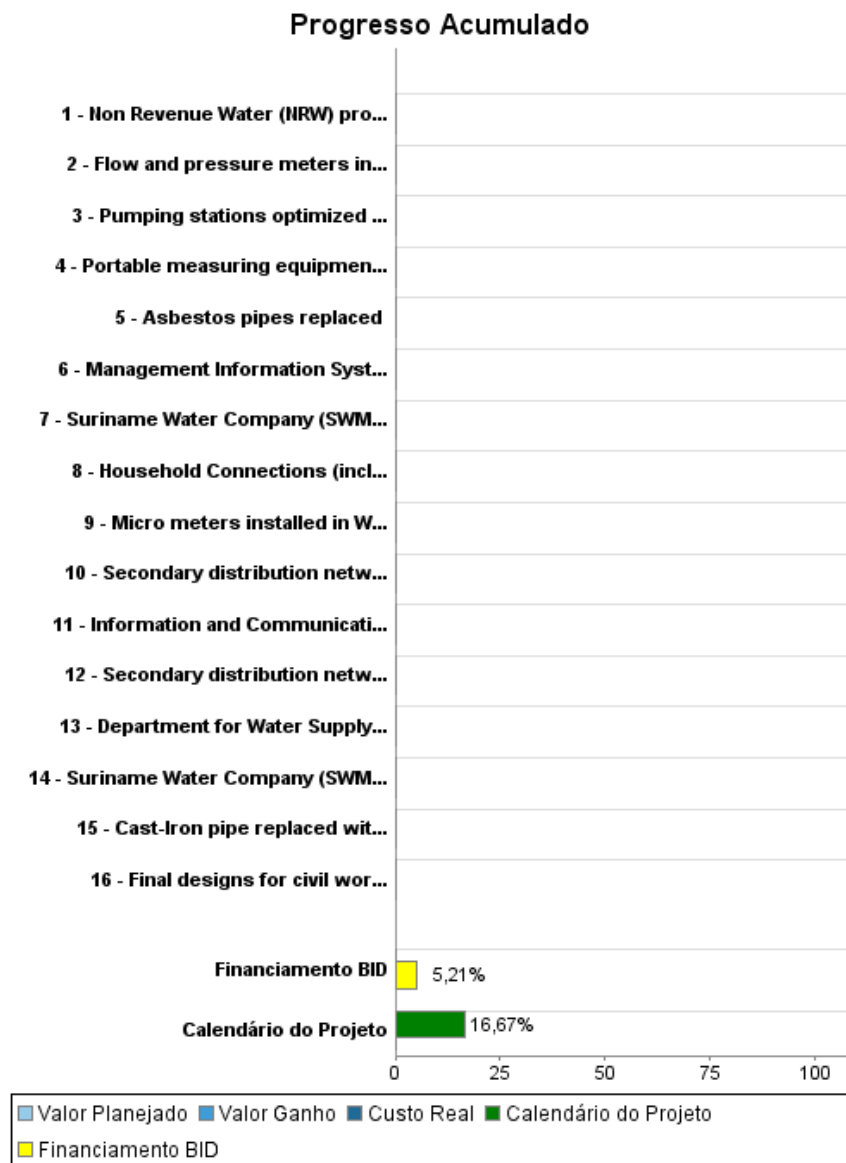
## Relatório Resumido

Dados Gerais	Fundos Disponíveis (US\$)	Custo Total e Fonte
Executor: Surinaamsche Waterleiding Maatschapij		
Setor: WATER AND SANITATION-WATER SUPPLY		
Número da Operação: 2451/OC-SU	Atual: 12.000.000,00	Original BID: 12.000.000,00
Estágio: Approved	Desembolsado: 625.000,00	Corrente BID: 12.000.000,00
Tipo Operação: INV - Investimento	% Desembolsado: 5,21	Pari-passu: 96,00
Operação Relacionada: RG-P1400	Saldo: 11.375.000,00	Cofinanciamento/País: 500.000,00
Subtipo de Operação: ESP - Specific Investment Operation		Original Estimado: 12.500.000,00
		Período de Amortização (meses): 234

Categoria do impacto social	Reformulação	Validação
Categoria do impacto social: B	( ) Os objetivos do projeto foram reformulados?	Validado pelo Chefe de Divisão: 23-abr-2012 Validado pelo Representante do País: 23-abr-2012



## Progresso Acumulado até 2011



## Resultados

**Resultado:** Water supply network in Greater Paramaribo improved

Indicador	Unidade Medida	Linha Base	Ano Linha Base		2012	2013	2014	2015	2016	Final do Projeto
Households connected to an upgraded water supply network	Households		2010	P A		2,560.00	6,560.00	10,120.00	11,600.00	11,600.00

**Resultado:** Level of Non Revenue Water (NRW) decreased

Indicador	Unidade Medida	Linha Base	Ano Linha Base		2012	2013	2014	2015	2016	Final do Projeto
Volume of potable water billed	mill m3/year	16.70	2010	P A					18.45	18.45
Level of Non Revenue Water (NRW) in areas targeted by the project through the Non Revenue Water (NRW) program	percentage points	45.00	2010	P A		43.00	41.00	38.00	35.00	35.00

**Resultado:** Energy use in SWM improved

Indicador	Unidade Medida	Linha Base	Ano Linha Base		2012	2013	2014	2015	2016	Final do Projeto
Energy Consumption in the 8 pilot facilities	MWh/year	13,000.00	2009	P A		12,500.00	12,000.00	11,000.00	10,000.00	10,000.00

**Resultado:** Water supply agencies capacity (in O&M and water quality monitoring) improved

Indicador	Unidade Medida	Linha Base	Ano Linha Base		2012	2013	2014	2015	2016	Final do Projeto
Time response to complains	Days	10.00	2010	P A		9.00	8.00	7.00	5.00	5.00

## Produtos: Progresso Físico e Financeiro Anual 2011

Descrição	Unidade de medida	Físico				Financeiro			
		Planejado	Atual	Unidades Acumuladas	Unidades FDP	Planejado	Atual	Custos Acumulados	Custos FDP
<b>Water Supply System Rehabilitation</b>									
Asbestos pipes replaced	Km				16,00				2.200.000,00
Secondary distribution network pipes replaced	Km				35,00				987.000,00
Secondary distribution network pipes re-laid	Km				70,00				1.435.000,00
Micro meters installed in Wanica and Para	Micro Meters				3.000,00				240.000,00
Household Connections (including micro meters) in Leidingen replaced	Connections				5.000,00				487.000,00
Cast-Iron pipe replaced with Polyvinyl chloride (PVC) pipe	Km				7,00				650.000,00
<b>Non Revenue Water Program</b>									
Flow and pressure meters installed	Meters				80,00				1.000.000,00
Suriname Water Company (SWM) Staff trained on Non Revenue Water (NRW)	People				10,00				50.000,00
Final designs for civil works (on network rehabilitation and interventions related to Non Revenue Water reduction) completed	Designs				1,00				640.000,00
Non Revenue Water (NRW) program implemented by the Suriname Water Company (SWM)	Program				1,00				500.000,00
<b>Energy efficiency pilot project</b>									
Portable measuring equipment purchased	Equipment				5,00				40.000,00
Pumping stations optimized (rehabilitated, calibrated, etc.)	Pumping stations				8,00				450.000,00
<b>Institutional strengthening</b>									
Suriname Water Company (SWM) Staff trained on Operation and Maintenance (O&M) and energy efficiency	People				15,00				115.000,00
Department for Water Supply under the Ministry of Natural Resources (NH/DWC) Staff trained on water quality	People				5,00				30.000,00
Management Information System integration completed	Systems				1,00				220.000,00
Information and Communication Technology (ICT) Servers upgraded	Servers				2,00				300.000,00
<b>Management, contingencies and others</b>									
<b>TOTAL</b>									<b>9.344.000,00</b>