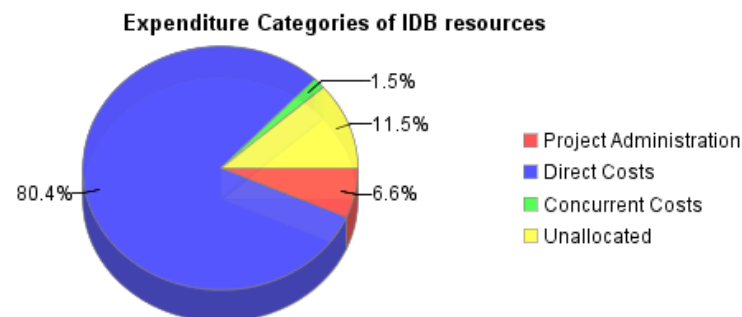
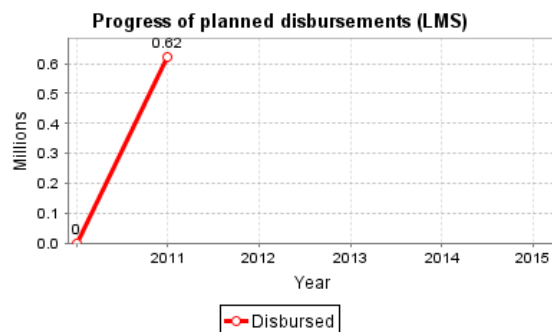
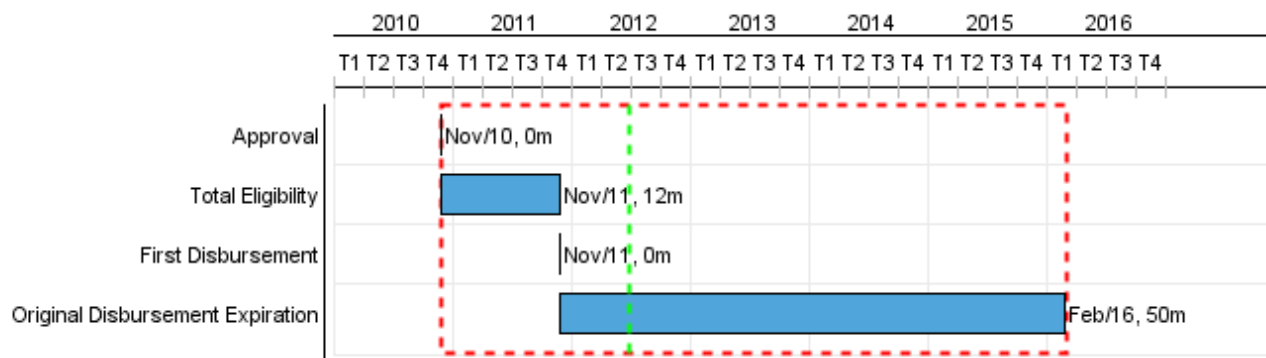


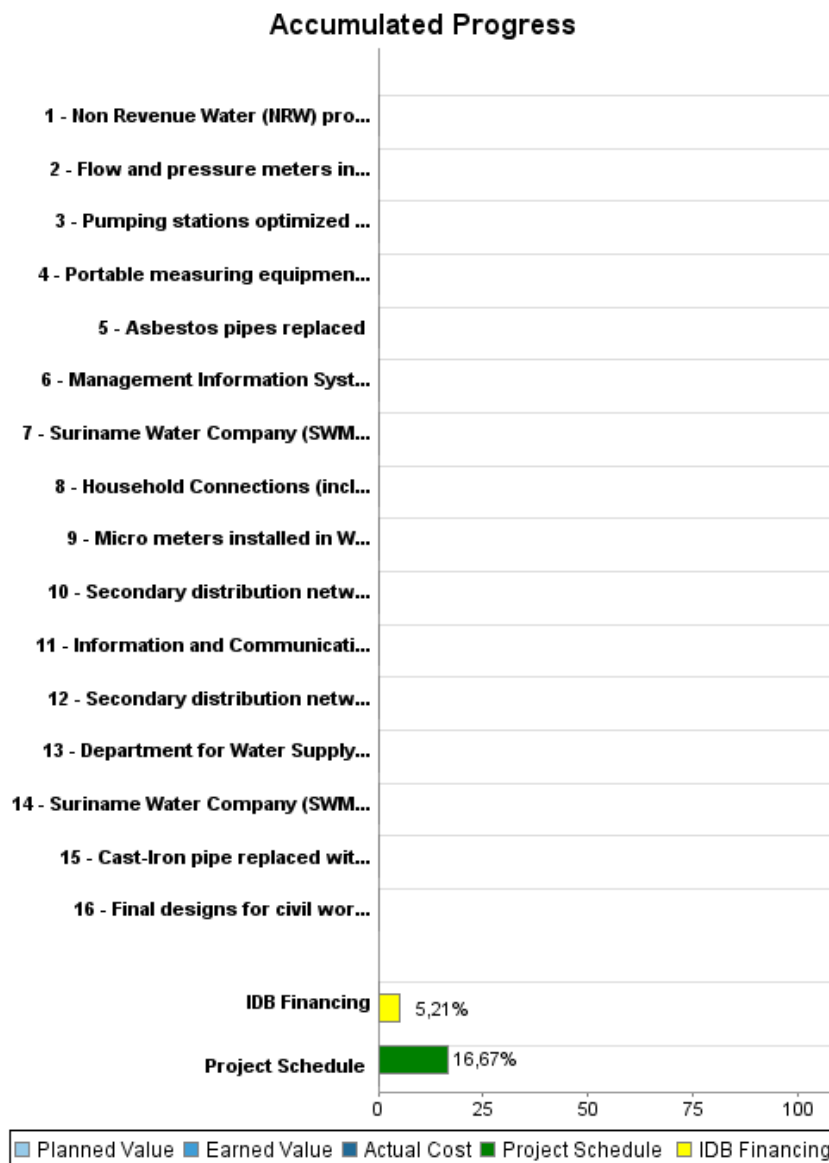
Summary Report

Basic Data		Available Funds (US\$)		Total Cost and Source	
Executing Agency (EA):	Surinaamsche Waterleiding Maatschappij				
Sector:	WATER AND SANITATION-WATER SUPPLY				
Loan Number(s):	2451/OC-SU	Current Approved Amount:	12.000.000,00	Original IDB:	12.000.000,00
Stage:	Approved	Disbursed Amount to Date:	625.000,00	Current IDB:	12.000.000,00
Operation Type:	INV - Investment	% Disbursed:	5,21	Pari-passu:	96,00
Related Operation(s):	RG-P1400	Balance:	11.375.000,00	Co-Financing/Country:	500.000,00
Operation Subtype:	ESP - Specific Investment Operation			Original Estimate:	12.500.000,00
				Amortization Period (months):	234

Project Environmental and Social Impact Category	Reformulation	Validation
Project Environmental and Social Impact Category: B	() Was the objective(s) of this project reformulated?	Validated by Division Chief: 23-abr-2012 Validated by Country Representative: 23-abr-2012



Accumulated Progress as of 2011



Outcomes

Outcome: Water supply network in Greater Paramaribo improved

Indicator	Unit of Measure	Baseline	Baseline Year		2012	2013	2014	2015	2016	End of project
Households connected to an upgraded water supply network	Households		2010	P A		2,560.00	6,560.00	10,120.00	11,600.00	11,600.00

Outcome: Level of Non Revenue Water (NRW) decreased

Indicator	Unit of Measure	Baseline	Baseline Year		2012	2013	2014	2015	2016	End of project
Volume of potable water billed	mill m3/year	16.70	2010	P A					18.45	18.45
Level of Non Revenue Water (NRW) in areas targeted by the project through the Non Revenue Water (NRW) program	percentage points	45.00	2010	P A		43.00	41.00	38.00	35.00	35.00

Outcome: Energy use in SWM improved

Indicator	Unit of Measure	Baseline	Baseline Year		2012	2013	2014	2015	2016	End of project
Energy Consumption in the 8 pilot facilities	MWh/year	13,000.00	2009	P A		12,500.00	12,000.00	11,000.00	10,000.00	10,000.00

Outcome: Water supply agencies capacity (in O&M and water quality monitoring) improved

Indicator	Unit of Measure	Baseline	Baseline Year		2012	2013	2014	2015	2016	End of project
Time response to complains	Days	10.00	2010	P A		9.00	8.00	7.00	5.00	5.00

Outputs: Annual Physical and Financial Progress 2011

Description	Unit of Measure	Physical				Financial			
		Planned	Actual	Accumulated units	EOP units	Planned	Actual	Accumulated costs	EOP costs
Water Supply System Rehabilitation									
Asbestos pipes replaced	Km				16,00				2.200.000,00
Secondary distribution network pipes replaced	Km				35,00				987.000,00
Secondary distribution network pipes re-laid	Km				70,00				1.435.000,00
Micro meters installed in Wanica and Para	Micro Meters				3.000,00				240.000,00
Household Connections (including micro meters) in Leidingen replaced	Connections				5.000,00				487.000,00
Cast-Iron pipe replaced with Polyvinyl chloride (PVC) pipe	Km				7,00				650.000,00
Non Revenue Water Program									
Flow and pressure meters installed	Meters				80,00				1.000.000,00
Suriname Water Company (SWM) Staff trained on Non Revenue Water (NRW)	People				10,00				50.000,00
Final designs for civil works (on network rehabilitation and interventions related to Non Revenue Water reduction) completed	Designs				1,00				640.000,00
Non Revenue Water (NRW) program implemented by the Suriname Water Company (SWM)	Program				1,00				500.000,00
Energy efficiency pilot project									
Portable measuring equipment purchased	Equipment				5,00				40.000,00
Pumping stations optimized (rehabilitated, calibrated, etc.)	Pumping stations				8,00				450.000,00
Institutional strengthening									
Suriname Water Company (SWM) Staff trained on Operation and Maintenance (O&M) and energy efficiency	People				15,00				115.000,00
Department for Water Supply under the Ministry of Natural Resources (NH/DWC) Staff trained on water quality	People				5,00				30.000,00
Management Information System integration completed	Systems				1,00				220.000,00
Information and Communication Technology (ICT) Servers upgraded	Servers				2,00				300.000,00
Management, contingencies and others									
TOTAL									9.344.000,00