













Results Matrix

Outcomes								
Outcome:	1 RNCP members better recognition on their governance models, adopting innovative solutions and motivation to systems by getting technical assistance							
Indicators	Flags*	Unit of Measure	Baseline	Baseline Year	Means of verification		EOP	
1.1 1.1 RNCP Members increased by formal adhesion of subnational governments to the network.		Number of RNCP member	219.00	2019	Protocolos de adesao a RNCP firmados por novos membros de governos subnacionais	P	250.00	
						P(a)	250.00	
						A		
1.2 1.2 RNCP Pilot Group with a public procurement governance diagnosis.		Diagnostic	0.00	2019	Diagnóstico da maturidade da governança em compras públicas do grupo piloto.	P	1.00	
						P(a)	1.00	
						A		
1.3 1.3 RNCP Members adopting innovative solutions in public procurement practices (subnational government -		Number of solutions	0.00	2019	Relatório técnico da solução para compartilhamento.	P	3.00	
						P(a)	3.00	
						A		



Outputs: Annual Physical and Financial Progress

1 1. Legal and regulatory frameworks and innovative procurement practices						Physical Progress					Financial Progress					Theme	Fund	Flags
Outputs	Output Description	Unit of Measure	Baseline	Baseline Year	Means of verification	2019	2020	2021	EOP	2019	2020	2021	EOP					
1.1 Regulatory frameworks designed	1.1 New legal framework operating guidelines	Frameworks (#)	0	2019	Report	P	0	1	0	1	P	0	15000	0	15000	Institutional Development	INS	
						P(a)	0	1	0	1	P(a)	0	15000	0	15000			
						A					A							
1.2 Diagnostics and assessments completed	1.2 Innovative practices in public procurement study	Diagnostics (#)	0	2019	Report	P	0	1	0	1	P	0	10000	0	10000	Institutional Development	INS	
						P(a)	0	1	0	1	P(a)	0	10000	0	10000			
						A					A							
1.3 Training workshops delivered	1. 3 capacity–building for the innovation solutions use	Workshops (#)	1	2019	Agenda and meeting minutes	P	0	1	0	1	P	0	0	5000	5000	Institutional Development	INS	
						P(a)	0	1	0	1	P(a)	0	0	5000	5000			
						A					A							
1.4 Operational manuals developed	1.4 Handbook “Mais Brasil Plataform”	Manuals (#)	0	2019	Report	P	0	1	0	1	P	0	10000	0	10000	Institutional Development	INS	
						P(a)	0	1	0	1	P(a)	0	10000	0	10000			
						A					A							
2 2. Pilot program of public procurement governance maturity						Physical Progress					Financial Progress					Theme	Fund	Flags
Outputs	Output Description	Unit of Measure	Baseline	Baseline Year	Means of verification	2019	2020	2021	EOP	2019	2020	2021	EOP					
2.1 Strategies designed	2.1 Strategic plan for public procurement management at the sub-national level	Strategies (#)	0	2019	Report	P	0	1	0	1	P	0	10000	0	10000	Institutional Development	INS	
						P(a)	0	1	0	1	P(a)	0	10000	0	10000			
						A					A							
2.2 Diagnostics and assessments completed	2.2 Diagnostic of maturity level of a pilot group from RNCP	Diagnostics (#)	0	2019	Report	P	0	0	1	1	P	0	10000	15000	25000	Institutional Development	INS	
						P(a)	0	0	1	1	P(a)	0	10000	15000	25000			
						A					A							
2.3 Tools designed/strengthened	2.3 Toolkit on how to manage procurement at the subnational level	Tools (#)	0	2019	Report	P	0	0	1	1	P	0	10000	20000	30000	Institutional Development	INS	
						P(a)	0	0	1	1	P(a)	0	10000	20000	30000			
						A					A							
2.4 Training workshops delivered	2.4 Training sessions on the toolkit	Workshops (#)	0	2019	Agenda and meeting minutes	P	0	0	1	1	P	0	0	5000	5000	Institutional Development	INS	
						P(a)	0	0	1	1	P(a)	0	0	5000	5000			
						A					A							
3 3. Dissemination of results						Physical Progress					Financial Progress					Theme	Fund	Flags
Outputs	Output Description	Unit of Measure	Baseline	Baseline Year	Means of verification	2019	2020	2021	EOP	2019	2020	2021	EOP					
3.1 Seminars organized	3.1 Technical seminar in new procurement procedures and governance maturity	Seminars (#)	0	2019	Agenda and meeting minutes	P	0	0	1	1	P	0	0	25000	25000	Institutional Development	INS	
						P(a)	0	0	1	1	P(a)	0	0	25000	25000			
						A					A							
3.2 Newsletters published	3.2 Publication of the governance maturity toolkit	Newsletters (#)	0	2019	Publication	P	0	0	1	1	P	0	0	10000	10000	Institutional Development	INS	
						P(a)	0	0	1	1	P(a)	0	0	10000	10000			
						A					A							
3.3 Policy dialogue events organized	3.3 Specific panel at ICGP Conference: procurement governance maturity Knowledge weeks organised	Events (#)	0	2019	Agenda and meeting minutes	P	0	1	0	1	P	0	5000	0	5000	Institutional Development	INS	
						P(a)	0	1	0	1	P(a)	0	5000	0	5000			
						A					A							

Other Cost

Total Cost

	2019	2020	2021	Total Cost
P		\$70,000.00	\$80,000.00	\$150,000.00
P(a)		\$70,000.00	\$80,000.00	\$150,000.00
A				