









Results Matrix

Outcomes										
Outcome:	1 Improvement of Habitat of households residing in villas, settlements and degraded areas of Argentina in a sustainable way									
Indicators	Flags*	Unit of Measure	Baseline	Baseline Year	Means of verification		2022	2023	2024	EOP
1.1 number of implemented actions that contribute to increasing security of land tenure, provision of basic infrastructure,		# intervened neighborhoods	0.00	2022	Proyectos Ejecutivos Integrales (PEI) started	P	8.00	16.00	15.00	39.00
						P(a)	8.00	16.00	15.00	31.00
						A				
Outcome:	2 Support for the design and formulation of projects sustainable infrastructure based on climate models and adaptation strategies (ACL indicator)									
Indicators	Flags*	Unit of Measure	Baseline	Baseline Year	Means of verification		2022	2023	2024	EOP
2.1 Preparation studies* (proposals, assessments, models, civil works designs, feasibility studies, and similar) to		# studies prepared	0.00	2022	Final completed Consultant report approved by the Team Leader	P	1.00	3.00	1.00	5.00
						P(a)	1.00	3.00	1.00	4.00
						A				
Outcome:	3 Trained Public and private institutions on design, investments and/or implementation (ACL indicator)									
Indicators	Flags*	Unit of Measure	Baseline	Baseline Year	Means of verification		2022	2023	2024	EOP
3.1 Public and private institutions trained for design, investments and/or implementation on bankable low carbon,		# Institutions trained	0.00	2022	Detailed Consultant report approved by the Team Leader with training information received by	P	1.00	1.00	4.00	6.00
						P(a)	1.00	1.00	4.00	5.00
						A				

 CRF Indicator

Outputs: Annual Physical and Financial Progress

1 I. Support for the design and formulation of projects based on climate models and adaptation strategies						Physical Progress					Financial Progress							
Outputs	Output Description	Unit of Measure	Baseline	Baseline Year	Means of verification	2022	2023	2024	EOP	2022	2023	2024	EOP	Theme	Fund	Flags		
1.1 Value of investments in infrastructure that is resilient (\$)		Preparation studies (#)	0	2022	Consultant Report Approved by the Team Leader	P	1	3	1	5	P	20800	62400	20800	104000	Climate Change	ACL	
						P(a)	1	3	1	4	P(a)	20800	62400	20800	83200			
						A					A							
1.2 Strategies designed	Community Initiative Projects (PIC), Projects to Strengthen Social and Human Capital (PFSCyH) and basic lines of action	Strategies (#)	0	2022	Consultant Report Approved by the Team Leader	P	2	4	3	9	P	13400	67000	20100	100500	Social Development	W2A	
						P(a)	2	4	3	7	P(a)	13400	67000	20100	87100			
						A					A							
1.3 Value of investments in infrastructure that is both resilient and low-carbon (\$)		Plans (#)	0	2022	Design models Approved by the Team Leader	P	1	3	1	5	P	9100	27300	9100	45500	Sustainable Cities	W2A	
						P(a)	1	3	1	4	P(a)	9100	27300	9100	36400			
						A					A							
2 II. Innovation strategies for adaptation and mitigation to climate change and reduction of vulnerability due to conditions related to gender and diversity						Physical Progress					Financial Progress							
Outputs	Output Description	Unit of Measure	Baseline	Baseline Year	Means of verification	2022	2023	2024	EOP	2022	2023	2024	EOP	Theme	Fund	Flags		
2.1 Operational manuals developed	Development of manuals with an innovation strategy to respond to climate challenges that impede adaptation	Manuals (#)	0	2022	Consultant Report Approved by the Team Leader	P	0	1	1	2	P	0	40000	40000	80000	Sustainable Energy and Climate Change	ACL	
						P(a)	0	1	1	2	P(a)	0	40000	40000	80000			
						A					A							
2.2 Climate study completed	Studies aimed at risk prevention in vulnerable groups with considerations of climate risk and resilience and gender	Studies (#)	0	2022	Consultant Report Approved by the Team Leader	P	0	2	1	3	P	0	30000	40000	70000	Sustainable Energy and Climate Change	W2A	
						P(a)	0	2	1	3	P(a)	0	30000	40000	70000			
						A					A							
2.3 Policy dialogue events organized	Dissemination events of findings around innovative climatic strategies.	Events (#)	0	2022	Event Report including participants, presentations and conclusions Approved by the Team Leader	P	0	1	1	2	P	0	25000	25000	50000	Institutional Development	ACL	
						P(a)	0	1	1	2	P(a)	0	25000	25000	50000			
						A					A							
3 III. Strengthening management capacities with climate change and gender and diversity criteria						Physical Progress					Financial Progress							
Outputs	Output Description	Unit of Measure	Baseline	Baseline Year	Means of verification	2022	2023	2024	EOP	2022	2023	2024	EOP	Theme	Fund	Flags		
3.1 Tools designed/strengthened	Development of management tools that allow efficient use of resources with a climate action component and gender	Tools (#)	0	2022	Consultant Report Approved by the Team Leader	P	0	2	0	2	P	0	48000	36000	84000	Institutional Development	W2A	
						P(a)	0	2	0	2	P(a)	0	48000	36000	84000			
						A					A							
3.2 Training workshops delivered	Training workshops for teams in interventions aimed at adapting and mitigating the effects of climate change (solutions-based on	Workshops (#)	0	2022	Report including training material, people trained, and summary of contents approved by the Team Leader	P	1	1	4	6	P	12000	30000	24000	66000	Institutional Development	ACL	
						P(a)	1	1	4	5	P(a)	12000	30000	24000	54000			
						A					A							

Other Cost

Total Cost

 CRF Indicator

 Standard Output Indicator

	2022	2023	2024	Total Cost
P	\$55,300.00	\$329,700.00	\$215,000.00	\$600,000.00
P(a)	\$55,300.00	\$329,700.00	\$215,000.00	\$544,700.00
A				