








Results Matrix

Outcomes												
Outcome:	1 Public policy proposal to reform the subsidy for liquid fuels sent to the Minister of Finance and Public Credit											
Indicators		Flags*	Unit of Measure	Baseline	Baseline Year	Means of verification	2022	2023	2024	2025	EOP	
1.1 Proposal sent to the Minister of Finance and Public Credit			Document	0.00	2022	Letter of referral to ministerial office	P	0.00	0.00	1.00	0.00	1.00
							P(a)	0.00	0.00	1.00	0.00	1.00
							A	0.00				0.00
Outcome:	2 Methodology implemented in MHCP to calibrate policies for fiscal equity											
Indicators		Flags*	Unit of Measure	Baseline	Baseline Year	Means of verification	2022	2023	2024	2025	EOP	
2.1 Implemented methodology			Methodology	0.00	2022	final report	P	0.00	0.00	1.00	0.00	1.00
							P(a)	0.00	0.00	1.00	0.00	1.00
							A	0.00				0.00
Outcome:	3 Expenditure reports on cross-cutting policies published on the MHCP website											
Indicators		Flags*	Unit of Measure	Baseline	Baseline Year	Means of verification	2022	2023	2024	2025	EOP	
3.1 Published reports			Report		2022	Website MHCP	P	0.00	1.00	1.00	1.00	3.00
							P(a)	0.00	1.00	1.00	1.00	3.00
							A	0.00				0.00

 CRF Indicator

Outputs: Annual Physical and Financial Progress

1 Support for the design of fiscal policies for growth and fiscal sustainability						Physical Progress						Financial Progress								
Outputs	Output Description	Unit of Measure	Baseline	Baseline Year	Means of verification		2022	2023	2024	2025	EOP		2022	2023	2024	2025	EOP	Theme	Fund	Flags
1.1 Policies designed	Proposal to reform the subsidy for liquid fuels	Policies (#)	0	2022	Final report	P	0	1	0	0	1	P	0	60000	0	0	60000	Institutional Development	W2C	
						P(a)	0	1	0	0	1	P(a)	0	60000	0	0	60000			
						A	0				0	A	0				0			
1.2 Methodologies designed/strengthened	Methodologies for evaluating the fiscal impact in territorial entities due to possible changes in SNR and analysis of the	Methodologies (#)	0	2022	Final report	P	0	0	2	0	2	P	0	40000	45000	0	85000	Institutional Development	W2C	
						P(a)	0	0	2	0	2	P(a)	0	40000	45000	0	85000			
						A	0				0	A	0				0			
1.3 Transparency and accountability mechanisms developed	Proposal for the process of exploiting spending data on cross-cutting policies for dissemination	Transparency & Accountability Mechanisms (#)	0	2022	Final report	P	0	1	0	0	1	P	0	20000	0	0	20000	Institutional Development	W2C	
						P(a)	0	1	0	0	1	P(a)	0	20000	0	0	20000			
						A	0				0	A	0				0			
1.4 Discussion papers developed	Papers on cross-cutting policy spending ready for publication	Papers (#)	0	2022	Documentos para publicar	P	0	1	1	1	3	P	0	5000	5000	5000	15000	Institutional Development	W2C	
						P(a)	0	1	1	1	3	P(a)	0	5000	5000	5000	15000			
						A	0				0	A	0				0			
1.5 Policy dialogue events organized	Policy dialogues with international experts	Events (#)	0	2022	Final report	P	0	1	1		2	P	0		35000	35000	70000	Institutional Development	W2C	
						P(a)	0	1	1	0	2	P(a)	0		35000	35000	70000			
						A	0				0	A	0				0			
2 Training, dissemination and exchange of experiences						Physical Progress						Financial Progress								
Outputs	Output Description	Unit of Measure	Baseline	Baseline Year	Means of verification		2022	2023	2024	2025	EOP		2022	2023	2024	2025	EOP	Theme	Fund	Flags
2.1 Seminars organized	Seminars on fiscal policy, disclosure of the report on fuel subsidy reforms, and dissemination of the	Seminars (#)	0	2022	Final report	P	0	3	0	0	3	P	0	80000	0	0	80000	Institutional Development	W2C	
						P(a)	0	0	0	0	0	P(a)	0	80000	0	0	80000			
						A	0				0	A	0				0			
2.2 Participants attending events	Participants in knowledge exchange events	Individuals (#)	0	2022	Final report	P	0	5	5	5	15	P	0	5000	10000	5000	20000	Institutional Development	W2C	
						P(a)	0	0	0	0	0	P(a)	0	5000	10000	5000	20000			
						A	0				0	A	0				0			

Other Cost

Total Cost

	2022	2023	2024	2025	Total Cost
P		\$210,000.00	\$95,000.00	\$45,000.00	\$350,000.00
P(a)		\$210,000.00	\$95,000.00	\$45,000.00	\$350,000.00
A					

 CRF Indicator  Standard Output Indicator